

Consonant ACTIVITIES

phonics mats

20+ Pages
of Activities

3 Levels of
Comprehension
Passages

Beginning &
Ending
Sounds

Engaging
Phonics
Activities

No-Prep &
Versatile


Name: _____


Point and Read

Touch each letter, say the letter and its sound. Then, trace it and read the word. Do this three times and color a shape each time.

B b B b bat 

C c C c cat 

D d D d dog 

F f F f fox 




© 200 - Present, Elyse Rycraft - Proud To Be Primary

Date: _____

Fill It In

Look at the picture. Then, fill in the missing sound.



Write It

Trace each letter.

BB bb CC cc
DD dd FF ff

www.proudtobeprimary.com

phonics mats

Consonant Comprehension Passages





3 Levels of fluency pages and follow-up comprehension questions and activities to complete.

Practice distinguishing between letters.

Practice letter and sound association.


Name: _____ Date: _____

Point and Read
Touch each letter, say the letter and say its sound. Do this three times and color a shape each time. Then write the letter on this line.

B b B b 
C c C c 
D d D d 
F f F f 





Match It
Say each letter and say its sound. Then write the lowercase letter that makes the same sound.

B _____ C _____
D _____ F _____







Name: _____ Date: _____

Point and Read
Touch each letter, say the letter and its sound. Then trace it and read the word. Do this three times and color a shape each time.


B b B b 
C c C c 
D d D d 
F f F f 

Fill It In
Look at the picture. Then, fill in the missing letter.

 cu _____
 _____ up
 sa _____
 _____ an

Write It
Trace each letter.

BB bb CC cc
DD dd FF ff








Opportunities to practice using letter sounds.

Multiple opportunities to practice writing the letters.


Name: _____ Date: _____

Point and Read
Trace the letter and say its sound. Then point and read each sentence three times. Color a shape each time.

 The big bat bit dad!
 The cat likes caps.
 The dog dug in mud.
 The fat fox is sad.



Illustrate The Sentence
Draw a picture to match one of the sentences.



Answer the Question
Read the questions and check off the correct answers.

1. The fat _____ is sad.
 fox frog pig

2. The _____ bat bit dad!
 bad blue big

3. The dog _____ in the mud.
 did dug dig


Tasks that check student understanding.

Name: _____ Date: _____

Point and Read

Touch each letter, say the letter and say its sound. Do this 3 times and color a shape each time. Then write the letter on the line.

B	b	B	b	B	b
C	c	C	c	C	c
D	d	D	d	D	d
F	f	F	f	F	f



Find It

Say the picture and fill in the missing sound. Circle 4 letters that make the same sound.

Q
d
B
R
B

Match It

Say each letter and say its sound. Then write the lowercase letter that makes the same sound.

B	_____	C	_____
B	_____	C	_____
D	_____	F	_____
D	_____	F	_____

Name: _____ Date: _____


Point and Read

Touch each letter, say the letter and its sound. Then, trace it and read the word. Do this three times and color a shape each time.

B b B b




C c C c



D d D d

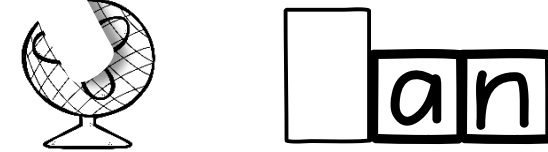


F f F f



Fill It In

Look at the picture. The first letter is given. Fill in the missing sound.



Write It

Trace each letter.

B B b b C C c c

D D d d F F f f

Name: _____ Date: _____

Point and Read


Trace the letter and say its sound. Then point and read each sentence three times. Color a shape each time.

Bb The big bat bit dad!

Cc The cat likes cans

Dd A dog dug in mud.

Ff The fox is sad.



Illustrate The Sentence

Draw a picture to match each of the sentences.

Answer the Question

Read the questions and check off the correct answers.

- The fat _____ is sad.
 fox frog pig
- The _____ bat bit dad!
 bad blue big
- The dog _____ in the mud.
 did dug dig

phonics mats

Consonant Activities – Type #1

Students practice recognizing and producing letter sounds
(consonant sounds only).

Practice
listening for
isolated sounds.

Name: _____ Date: _____

Picture Search

Touch the letter and say its sound. Then find and color the 7 pictures that start with it.

Fill It In

Look at each picture. Touch each letter and say the sound. Then fill in the missing letter.

Trace & Write

Practice tracing each capital and lowercase letter. Then write them.

© 2013 - Present, Elyse Rycroft - Proud To Be Primary www.proudtobepimary.com

Work on fine
motor skills
while writing
the letters.

Listen for a
sound and fill in
the letter.


Name: _____ Date: _____

Picture Search

B
b


Touch the letter and say its sound. Then find and color the 7

...s th ... t with it.



Fill It In

Look at each picture. Touch each letter and say its sound. Then fill in the missing letters.



Trace & Write

Trace each capital and lowercase letter, then write them.

Tracing practice lines for the letters Bb, Cc, Dd, and Ff. Each letter is shown in a dotted format for tracing on a set of three horizontal lines (top, middle-dashed, bottom).

phonics mats

Consonant Activities – Type #2


Students practice recognizing and producing letter sounds (consonant sounds only).


Work on handwriting with rainbow writing.


Name: _____ **Date:** _____


Rainbow Write

Use different colors to trace the letters. Say them 3 times.

Bb 













Cc 

Dd 

Ff 


Picture Match


Look at the pictures in each line. Color the two that start with the same sound.

Say and Write

Say the picture. Then, write the sound you hear at the end.

 _____

 _____

ma _____ we _____

© 2013 - Present, Elise Rycroft - Proud To Be Primary www.proudtobepimary.com

Match words based on common sounds.


Listen for isolated sounds and practice writing them.

Name: _____ Date: _____

Rainbow Write

Use different colors to trace the letters. Say them 3 times.

Bb




Cc



Dd

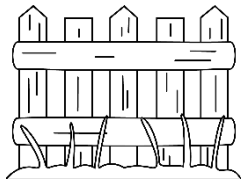


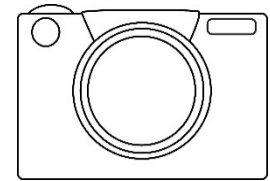
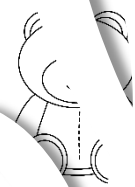
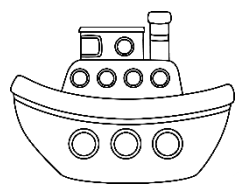


Ff



Picture Match

Look at the pictures in each line and the word that start with the same sound.




Say and Write

Say the picture. Then, write the sound you hear at the end.



ma _____



we _____

phonics mats


Consonant Activities – Type #3

Students practice recognizing and producing letter sounds (consonant sounds only).

Find the uppercase and lowercase versions of a letter.

Name: _____ **Date:** _____

Say, Write, Circle
Say the sound at the beginning of the picture. Then write it and circle it.







ish



f g K F
p F f s
d c r F
f F t M
c f z F

Write It
Touch each letter and say its sound. Then write the letter to finish the words.

C C C C c c c c

at  ap 
up  an 

Read, Write, Change
Touch the letters to read the word. Then change one letter to write the new word.

sub ub

© 2003 - Present, Elyse Rycroft - Proud To Be Primary www.proudtobepimary.com


Practice hearing and writing a letter sound at the beginning of the word.

Practice switching one sound within a word to form a new one.

Name: _____ Date: _____

Say, Write, Circle

Say the sound at the beginning of the picture. Then write it and circle it.



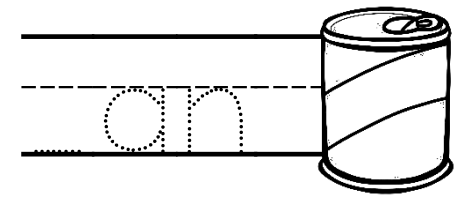
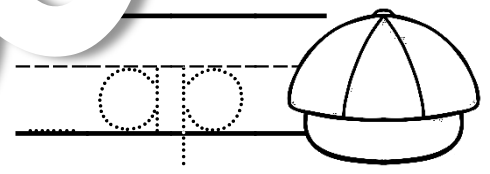
ish

f	r	K	-
p	t	f	s
d	c	r	F
f	F	t	M
c	f	z	F

Write It



Touch each letter and say its sound. Write the letter to finish the words.

C C C C C C C



Read, Write, Change

Touch the letters to read the word. Then change one letter to write the new word.



sub

□ub

phonics mats

Consonant Activities – Type #4

Students practice recognizing letters (uppercase and lowercase).





Name: _____ Date: _____

Fun, engaging coloring activity.

Color By Letter

Color the picture according to the code.

b	B	b	B	b	B	D	b	B	b
B	b	B	b	B	d	b	f	F	B
b	B	b	B	D	b	B	F	f	F
B	b	B	b	d	B	b	f	F	f
b	B	b	B	D	b	B	b	B	b
B	b	c	C	c	C	c	C	c	B
b	C	c	C	c	C	c	C	B	b
B	c	C	c	C	c	C	c	b	B
b	C	c	C	c	C	c	C	B	b
B	b	c	C	c	C	c	C	b	B

- Bb** 
- Cc** 
- Dd** 
- Ff** 

Students differentiate between different letters.

© 2013 - Present, Elyse Rycroft - Proud To Be Primary

www.proudtobeprimary.com

Students practice each letters uppercase and lowercase version.

Name: _____ Date: _____

Color By Letter

Color the picture according to the code.

b	B	b	B	b	B	D	b	B	b	
B	b	B	b	B	d	b	f	F	F	
b	B	b	B	D	b	B	F	F	F	
B	b	B	b	d	B	F	F	F	F	
b	B	b	B	D	b	B	b	B	b	
B	C	C	C	C	C	C	B	b	B	
b	C	C	C	C	C	C	C	B	b	
B	c	C	c	C	c	C	c	b	B	
b	c	C	c	C	c	C	c	C	B	b
B	b	C	c	C	c	C	c	B	b	B

Bb



Cc



Dd



Ff





Proud to Be Primary

Use **phonics mats** for...

- ♥ Independent reading
- ♥ Small group instruction
- ♥ Fast finishers
- ♥ Reader's Workshop
- ♥ Morning work
- ♥ Assessments
- ♥ Literacy centers
- ♥ Sub-plans
- ♥ Home practice

Proud to Be Primary

Digital phonics mats

Proud to Be Primary

Name: _____

Date: _____

Point and Read


Touch each letter, say the letter and say its sound. Do this 3 times and cover a shape each time. Then trace the letter.

B	b	B	b	Bb
C	c	C	c	Cc
D	d	D	d	Dd
F	f	F	f	Ff



Find It

Say the picture. Then fill in the missing sound. Cover 4 letters that make that sound.

 CU B Q
b w d
e b R B

Match It

Say each letter and say its sound. Then write the lowercase letter that makes the same sound.

B	<input type="text"/>	C	<input type="text"/>
D	<input type="text"/>	F	<input type="text"/>

Why You Need

phonics mats

- Phonics Mats are aligned to the Science of Reading and Common Core Standards (Reading Foundational Skills, K-1)
- Phonics mats help build reading fluency through repeated reading and provide phoneme segmentation practice.
- Help students build reading comprehension skills with follow-up questions and activities for each decodable passage.
- 25+ engaging phonics mats to provide variety and keep interest high!



- Save time as your phonics activities are ready for you!
- This no-prep, versatile resource is great for independent reading, reader's workshop, small groups, sub-plans, morning work, literacy centers, home practice, and more!

Want a FREE Sample of phonics mats?



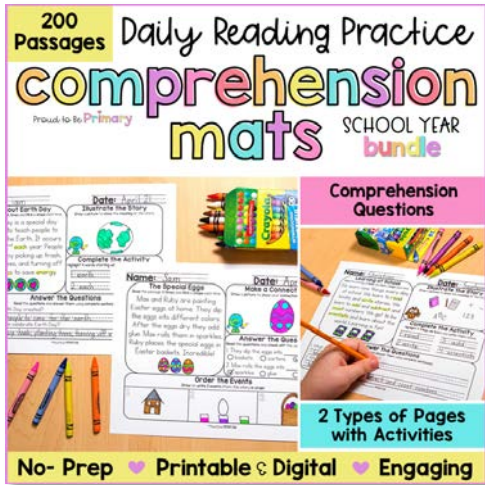
Click below to GET A FREE SET OF
phonics MATS FOR FREE!



I'd love for you to try this
resource with your
students to see if they
are a perfect fit for your
students!

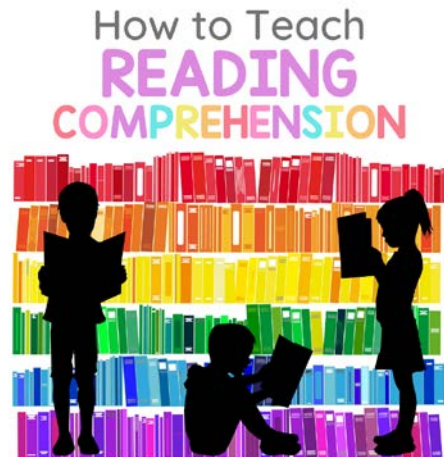
[CLICK HERE TO
GRAB YOUR
FREE SAMPLE!](#)

More About Teaching reading



Love this resource? Get 3 months for FREE with the Comprehension Mats BUNDLE with passages for the whole year.

Learn more about teaching reading comprehension in K-2!



proudtobeprimary.com

Proud to Be Primary