

# ALL ABOUT CANADA



150+ pages

PROUD to be PRIMARY

CANADIAN SYMBOLS Unit

# Royal Canadian Mounted Police

The RCMP is the federal and national police force of Canada.



# multicultural



Canada has many ethnic and cultural groups.

Canada

country

KNOW

WONDER

LEARN

schema  
About CANADA  
My SCHEMA about Canada.

Know About CANADA

What I KNOW about Canada:

What I WONDER about Canada:

Asking question About CANADA

Before:

During:

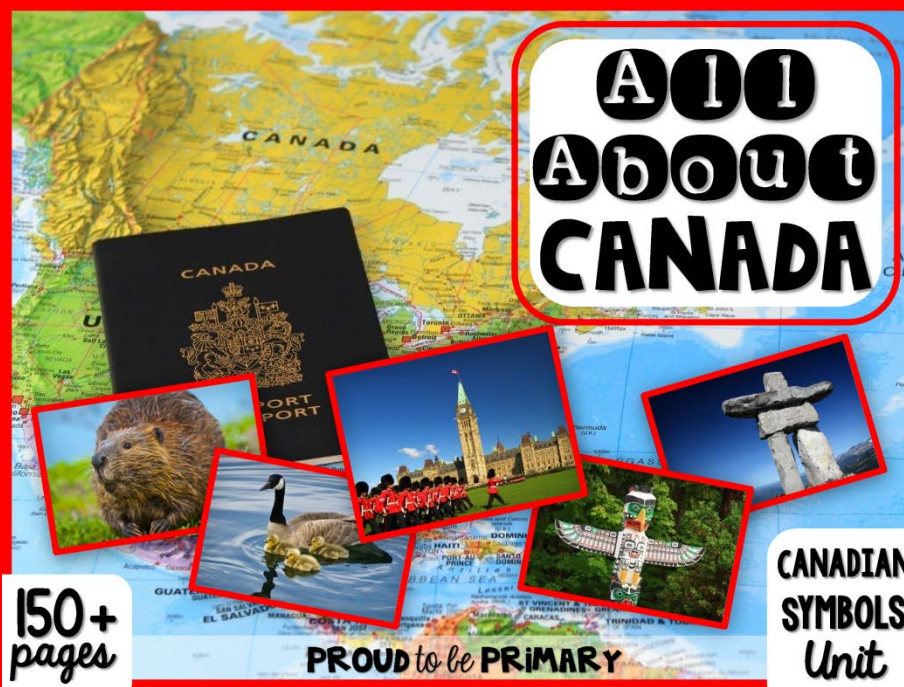
After:

Name:



Proud to be Primary © 205

# All About CANADA



150+ pages

PROUD to be PRIMARY

CANADIAN SYMBOLS Unit

All About CANADA! Mini-book



Name:

The maple leaf is the \_\_\_\_\_ of Canada. It is on \_\_\_\_\_ and on \_\_\_\_\_ Maple \_\_\_\_\_ grow all over Canada.



The maple leaf is the \_\_\_\_\_ of Canada. It is on \_\_\_\_\_ and on \_\_\_\_\_ Maple \_\_\_\_\_ grow all over Canada.

# PROUD to be PRIMARY

# All About THE MAPLE LEAF

The maple leaf is the most significant Canadian symbol. It is the most recognized symbol for Canadians around the world. Travellers often wear a maple leaf on themselves to show others they are Canadian. It comes from the maple tree, which is important to Canadians for wood and other products. In 1965, the red maple leaf became the centerpiece on the National Flag of Canada. It also appears on the penny.

There are 10 different types of maple trees in Canada.



# All About THE MAPLE LEAF

Name: \_\_\_\_\_

DIRECTIONS: After reading all about the maple leaf, answer the questions below in complete sentences.

Look at the photo. Describe what a maple leaf looks like.

Draw your maple leaf HERE!



# All About CANADA'S FLAG

Name: \_\_\_\_\_

DIRECTIONS: After reading all about Canada's Flag, answer the questions below in complete sentences.

Look at the photo. Describe what Canada's Flag looks like.

Canada's flag is red and white. There are 2 red bars on either side and a red maple leaf in the center. The red bars symbolize the east coast and west coast of Canada. The maple leaf has 11 points and a stem. White is the symbol of peace and red is the symbol of sacrifice during the war. It became the new National Flag of Canada in 1965.



Canada's is a symbol worn p by Canada

# Design YOUR OWN Canadian Flag

(Cut out the images below and draw your own to design your flag!)



# All About THE ROCKY MOUNTAINS

The rocky mountains stretch a great distance. They are over 4,800 kilometers long from western Canada, through British Columbia, Alberta, and parts of the United States. They are made up of two mountain chains, one on top of the other. The mountains have been sculpted into many vivid peaks and valleys by water and glacial erosion. The Rockies are home to Banff, Canada's first national park and Jasper National Park.



# All About NIAGARA FALLS

Name: \_\_\_\_\_

DIRECTIONS: After reading all about Niagara Falls, answer the questions below in complete sentences.

Look at the photo. Describe what Niagara Falls looks like.

Niagara Falls is the second largest waterfall in the world. It is located on the border of Ontario, Canada and New York, USA. It formed from glaciers over 10,000 years ago. It is made up of 3 waterfalls that flow together. It has the highest flow rate of any waterfall on earth. The Falls produce hydropower and electricity for the area. Niagara Falls is a popular tourist destination in Canada, visited by 30 million people each year.

Scientists believe in 50,000 years, Niagara Falls will be gone.



# All About THE NORTHERN LIGHTS


Name: \_\_\_\_\_

DIRECTIONS: After reading all about the Northern Lights, answer the questions below in complete sentences.

Look at the photo. Describe what the Northern Lights look like.

The Northern Lights, also called Aurora Borealis, are a natural light display in the sky. They occur in the skies of the Arctic and can be seen from many places in Canada. This light display occurs when charged particles from the sun collide with Earth's magnetic field. They appear as green, red, and blue streaks in the sky.

The Northern Lights can be seen almost every night in North-Western Canada.




# All About CANADA

150+ pages

PROUD to be PRIMARY

CANADIAN SYMBOLS Unit



# All About MOUNTIES

The Royal Canadian Mounted Police or Mounties are part of Canada's national police force. The RCMP was created in 1873 by Sir John A. Macdonald, the first Prime Minister of Canada. Mounties provide law enforcement in all 10 provinces, 3 territories, and 3 territories. Mounties have many duties. Mounties wear their red uniforms and their red hats. The Musical Ride is a ceremony where officers perform tricks.



The RCMP wear a uniform of brown Stetson hats, sea breeches, and brown boots.

# All About MOUNTIES

DIRECTIONS: After reading all about RCMP 'Mounties', answer the questions below in complete sentences.

## Label & Colour A MOUNTIE



red tunic brown boots navy breeches brown Stetson



If I were a... MOUNTIE

# All About INUKSHUKS

Inukshuks are sculptures built from large stones. The word *Inukshuk* means "in the human" in the Inuit language. The Inuit in Arctic Canada used inukshuks to communicate with others and give directions. They have been used to mark burial grounds, locations and to work together to build things. People needed to work together to build an inukshuk. They are the oldest and most important sculptures made by man in the Arctic.



# All About INUKSHUKS

DIRECTIONS: After reading all about inukshuks, answer the questions below in complete sentences.

## My Own INUKSHUK

## Create Your Own INUKSHUK

Directions: Cut out pieces and arrange to make your own Inukshuk.



# All About MAPLE SYRUP

In late winter, sugar, red, and black maple trees are tapped to collect sap to make maple syrup. To make maple syrup first, tap a tree's trunk by drilling a hole and inserting a spout. Next, hang a bucket to collect the sap. Then, boil the sap to make maple syrup. Last, filter the syrup and enjoy on top of pancakes, waffles, and other breakfast foods.



# All About MAPLE SYRUP

DIRECTIONS: After reading all about maple syrup, answer the questions below in complete sentences.

## How To Make MAPLE SYRUP

DIRECTIONS: Cut out the 4 parts to making maple syrup. Arrange in the correct order and glue on the template.



Find a sugar, red, or black maple tree in late winter.



Tap a tree trunk by drilling a hole and inserting a spout. Hang a bucket to collect the sap.

# All About CANADIAN CURRENCY

The currency in Canada is the Canadian dollar (\$). Canadians use bank notes and coins as currency. The Bank of Canada in Ottawa prints and issues bank notes. The Royal Canadian Mint in Winnipeg produces coins. Canada's two official languages, French and English, are marked on notes and coins. There are 7 coins and 5 notes in circulation. Each coin has England's monarch on one side and a Canadian symbol on the other. Canada has \$1 and \$2 coins called "loonies" and "toonies," instead of notes.



# All About CANADIAN CURRENCY

DIRECTIONS: After reading all about Canadian Currency, answer the questions below in complete sentences.



## Canadian Coin MEMORY GAME

(Print & cut out the cards. Flip 3 cards over to find the coin, name, and value match.)

	penny	1 cent
	nickel	5 cents

# All About CANADA

CANADIAN SYMBOLS Unit

150+ pages PROUD to be PRIMARY

# All About HOCKEY

Hockey is Canada's most popular sport. It is the official national winter sport of Canada. This fast-paced game is played on an ice rink with two teams skating and trying to score a puck in their opponents' nets. The first ever organized indoor game was played in Montreal, Quebec in 1875. It is a major professional sport played by thousands of men and women. Canada has 7 teams in the National Hockey League and many Canadians play on all NHL teams. Team Canada is the ice hockey team representing Canada internationally and at the Olympics.




# All About HOCKEY

Name: \_\_\_\_\_

**DIRECTIONS:** After reading all about hockey, answer the questions below in complete sentences.  
Look at the photo. Describe what a hockey player looks like.

## Label & Copy Hockey PLAYERS

Name: \_\_\_\_\_



skates stick jersey helmet

# All About TOTEM POLES

Totem Poles are tall sculptures made from trees. They are carved by the aboriginal peoples of the Pacific Northwest of Canada. They carve symbols and figures into wood to communicate important parts of native culture. They represent family legends, characters, and story events, as well as cultural beliefs. Nearly all totem pole making was gone by the 1900's. Today, there is a new interest in totem poles and they are a popular tourist attraction.

Totem poles were often carved into the trunks of western red cedars.



# All About TOTEM POLES

Name: \_\_\_\_\_

**DIRECTIONS:** After reading all about totem poles, answer the questions below in complete sentences.  
Look at the photo. Describe what a totem pole looks like.

## Create a Totem Pole

**DIRECTIONS**  
1. Print, colour, and cut out totem pole template.  
2. Glue the totem pole around a paper towel, toilet paper roll, or a paper cup to display.



Colour and cut out totem pole template

# All About the CANADA GOOSE

The Canada Goose is known for its loud honk and unique look. These birds have feathers and a long black neck, white face patches, and a large, brown body. Canada Geese can reach 14 pounds with a wingspan of 5 feet. They live near fresh water lakes and ponds across Canada and North America. Canada Geese eat water vegetation, grains, and grass. In autumn, Canada Geese fly south to migrate for the winter in a V-formation.



# All about the CANADA GOOSE

Name: \_\_\_\_\_

**DIRECTIONS:** After reading all about the Canada Goose, answer the questions below in complete sentences.  
Look at the photo. Describe what a Canada Goose looks like.

## Label & Copy A CANADA GOOSE

Name: \_\_\_\_\_



webbed feet black neck white "chinstrap" brown bill brown wings white tail

# O Canada In English

O Canada!  
Our home and native land!  
True patriot love in all thy sons command.  
With glowing hearts we see thee rise,  
The True North strong and free!

From far and wide,  
O Canada, we stand on guard for thee;  
God keep our land glorious and free!  
O Canada, we stand on guard for thee;  
O Canada, we stand on guard for thee!

# O Canada In French

O Canada!  
Terre de nos aïeux,  
Ton front est ceint de fleurons glorieux!  
Ton bras sait porter le drapeau,  
L'œil voit tout, l'âme est droite.

# O CANADA

O \_\_\_\_\_!  
Our home and native \_\_\_\_\_!  
True patriot love in all thy sons command.  
With glowing \_\_\_\_\_ we see thee rise,  
The True North strong and free!  
From far and wide,  
O Canada, we stand on guard for thee.  
God keep our land glorious and \_\_\_\_\_!  
O Canada, we \_\_\_\_\_ on guard for thee.  
O Canada, we stand on guard for thee.

Free stand hearts land Canada

# O Canada

O Canada!  
Our home  
True patriot love  
With glowing hearts  
The True North  
Our land

**All About CANADA**

150+ pages

PROUD to be PRIMARY

CANADIAN SYMBOLS Unit

# All About CANADIAN SYMBOLS

Draw and label a Canadian symbol.

# MAPLE LEAF

# ALL ABOUT CANADIAN SYMBOLS

Draw and label a Canadian symbol.

# ALL ABOUT CANADIAN SYMBOLS

# Canada Acrostic

By:

C  
A  
N  
A  
D  
A

can  
Have  
Are

Created by:

Canadians...  
Name: \_\_\_\_\_

# All About Canadian Symbols

Use this research template to record notes about Canadian symbols.

Symbol → Name: Symbol →

Symbol → Symbol → Symbol →

# I Am Canadian!

This is me!  
My name is \_\_\_\_\_

My Family!

My School!

My Friend!

I am \_\_\_\_\_ years old.  
I live in \_\_\_\_\_

# can Have Canadian

can Have Canadian

Name: \_\_\_\_\_

# 10 Things I Love About Canada

- 1.
- 2.
- 3.
- 4.
- 5.
- 6.
- 7.
- 8.
- 9.
- 10.

Name: \_\_\_\_\_

# I am a Canadian because...

Name: \_\_\_\_\_

# All About CANADA

150+ pages

PROUD to be PRIMARY

CANADIAN SYMBOLS Unit

# PROUD to be PRIMARY