

Classroom HELPER System

50 FUN Editable Job Choices



A Variety of
Posters &
Headers

Job Checklists
& Explanation
Cards

Student
Cards &
Numbers

Job
Application &
You're Hired













Writing
Prompts

Classroom HELPER System

What is Included in this Resource

- ♥ 50 classroom jobs
- ♥ Job checklists & explanation cards
- ♥ Editable student cards and number cards
- ♥ Variety of posters and headers for your board
- ♥ Job application with hired cards
- ♥ Writing prompts

Class JOBS

<div style="text-align: center; font-weight: bold; color: #0070C0;">CHAIR Monitor</div>  <p style="text-align: center; font-size: small;">Brianna</p> <ul style="list-style-type: none"> <input type="checkbox"/> Push in or stack chairs where needed <input type="checkbox"/> Ask classmates to help if needed 	<div style="text-align: center; font-weight: bold; color: #0070C0;">LIGHT Monitor</div>  <p style="text-align: center; font-size: small;">Charlotte</p> <ul style="list-style-type: none"> <input type="checkbox"/> Turn on the lights <input type="checkbox"/> Turn off the lights <input type="checkbox"/> Do not play with the light switch 	<div style="text-align: center; font-weight: bold; color: #0070C0;">TABLE Wiper</div>  <p style="text-align: center; font-size: small;">Vincent</p> <ul style="list-style-type: none"> <input type="checkbox"/> Wipe down tables <input type="checkbox"/> Make sure tables are clean <input type="checkbox"/> Pick up any scraps 	<div style="text-align: center; font-weight: bold; color: #0070C0;">LINE Leader</div>  <p style="text-align: center; font-size: small;">Max</p> <ul style="list-style-type: none"> <input type="checkbox"/> Walk in the front <input type="checkbox"/> Be a good example of how to walk <input type="checkbox"/> Walk nicely 	<div style="text-align: center; font-weight: bold; color: #0070C0;">TEACHER Assistant</div>  <p style="text-align: center; font-size: small;">Henry</p> <ul style="list-style-type: none"> <input type="checkbox"/> Help the teacher <input type="checkbox"/> Do tasks that the teacher can't finish <input type="checkbox"/> Complete tasks with kindness 	<div style="text-align: center; font-weight: bold; color: #0070C0;">WASHROOM Monitor</div>  <p style="text-align: center; font-size: small;">Jenet</p> <ul style="list-style-type: none"> <input type="checkbox"/> Be kind to classmates <input type="checkbox"/> Make sure friends are following the rules <input type="checkbox"/> Keep washroom clean
<div style="text-align: center; font-weight: bold; color: #0070C0;">CALENDAR Helper</div>  <p style="text-align: center; font-size: small;">Zak</p> <ul style="list-style-type: none"> <input type="checkbox"/> Put up the new date <input type="checkbox"/> Take down numbers when needed <input type="checkbox"/> Change month when needed 	<div style="text-align: center; font-weight: bold; color: #0070C0;">LUNCH Monitor</div>  <p style="text-align: center; font-size: small;">Jackson</p> <ul style="list-style-type: none"> <input type="checkbox"/> Monitor the line <input type="checkbox"/> Make sure classmates are eating quietly <input type="checkbox"/> Help anyone who may need it 	<div style="text-align: center; font-weight: bold; color: #0070C0;">PENCIL Monitor</div>  <p style="text-align: center; font-size: small;">Janie</p> <ul style="list-style-type: none"> <input type="checkbox"/> Sharpen the pencils <input type="checkbox"/> Collect any unsharpened pencils <input type="checkbox"/> Keep pencils tidy 	<div style="text-align: center; font-weight: bold; color: #0070C0;">ATTENDANCE Helper</div>  <p style="text-align: center; font-size: small;">Mason</p> <ul style="list-style-type: none"> <input type="checkbox"/> Report to the teacher <input type="checkbox"/> Count classmates who are here <input type="checkbox"/> Count classmates who are absent 	<div style="text-align: center; font-weight: bold; color: #0070C0;">MESSENGER</div> 	<div style="text-align: center; font-weight: bold; color: #0070C0;">BOARD Cleaner</div> 

This classroom job resource includes different FUN ways to set up your job system!

Classroom HELPER System

What is Included in this Resource

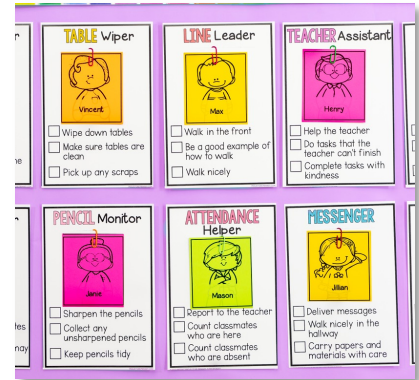
Posters & Headers



Different Types of Job Cards



Job Checklists



Application & Hired Cards



Student & Number Cards



Writing Prompts



Teachers Love this resource



Fiona H.



This resource made it so easy to implement a Classroom Job system. The kids love the pictures and like asking to do specific jobs. Made my daily routine so much easier to organize and run the classroom.



Classroom
HELPERS

A sign for 'Classroom HELPERS' with a cartoon boy holding books on the left and a cartoon girl on the right. The word 'HELPERS' is in large, colorful, outlined letters. The sign is decorated with a colorful triangle border at the bottom.

This classroom job system is set-up in thousands of classrooms worldwide!

Classroom HELPER System

Has What Teachers NEED & LOVE!

- This classroom helper resource includes everything you need to set up and run exciting and fun jobs for your students.
- These classroom jobs build community and help promote independence and responsibility amongst your students.
- This resource saves you time as it comes with everything you'd need to set-up a classroom job routine and keep things fresh for your student helpers!
- This low-prep system requires minimal prep to get things going.
- 50 different jobs are included for you to choose from with the option to edit them if needed.
- A variety of extra activities are included such as a job application, you're hired cards, and writing prompts to help promote responsibility.



Classroom HELPER System

Posters & Headers

There are a variety of posters and headers included to help you create the classroom helper system that works best for you and your space. Use the headers in a pocket chart or use the letters and posters on a bulletin board, along with your choice of job cards. The set-up options are endless!



Classroom HELPER System

50 Classroom Jobs

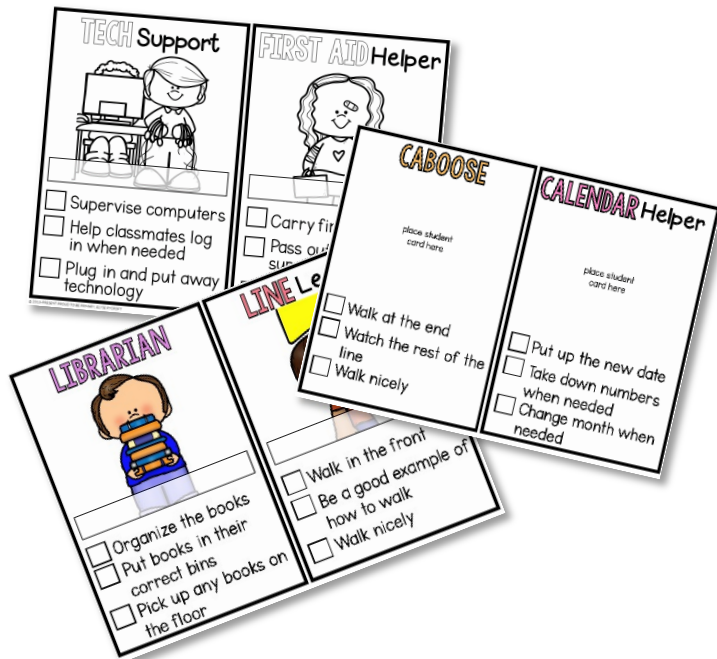
There are 50 classroom job options available to use. Pick and choose the jobs that will work best for your students and your classroom routines. Edit the job names and descriptions to customize them to your needs. Your students will be eager to perform these fun jobs!



Classroom HELPER System

Job Checklists & Explanation Cards


Use the job explanation cards in a display to explain the tasks involved in completing a jobs to your student. These cards give them the ability to identify if they are doing all the parts of their current job. There are color and black & white options for easy printing!



Classroom HELPER System

Student & Number Cards

Editable student and number cards give you the option to label job cards with a student name, card, or number depending on your preferences. There are a variety of diverse options available for the name cards and they are editable so you can create custom cards for your students.



Classroom HELPER System

Job Application & You're Hired Cards

Have students fill out a job application for the job that they'd like. They can write down the reasons why they feel they're qualified on one of the provided templates. After, you can provide your students with a "You have a new job!" card to announce their classroom job.



Classroom HELPER System

Writing Prompts

Give your students the option to write about different jobs and what it means to be responsible. The writing prompts will make a fun addition to your writing center!



Classroom HELPER System

Proud to Be Primary

How to Set Up & Use This Resource

- ✓ Use this classroom jobs system as part of your classroom management. Read a post of ideas [HERE](#).
- ✓ Print the job posters and headers before hanging. Laminate the cards for durability and repeated use.
- ✓ Decide whether you'd like to use student cards or numbers, and add names to the student cards, if needed.
- ✓ Hang up job descriptions and allow your students to learn about their jobs before starting them.

IDEAS TO SET UP YOUR JOB CHART INCLUDE:

1. Attach job cards to library pockets. Attach a number card to popsicle sticks and place in library pockets to assign jobs.
2. Create a bulletin board using the headers, posters, and job cards you prefer.
3. Use a pocket chart and have students place their name cards or numbers next to their classroom job card.



Classroom HELPER System Proud to Be Primary

How to Edit

You will need PowerPoint to edit the “editable” files. Open the file that you’d like to edit. There are text boxes already placed for you that you can edit or leave as is.

Download and install the FREE fonts if you’d like to maintain the same look as the non-editable materials, or use any other font that you’d like.

[Hello Lori](#) – non-cursive font

[KG The Fighter](#) – cursive font

[KG Let Her Go Solid](#) – block font

To create the same look as the block font, type in ALL lowercase letters.

Classroom HELPER System

Create a Job Board with Pockets & Popsicle Sticks

library pockets

popsicle sticks
with names



job description
cards'

bulletin board
header

Classroom HELPER System

Create a Job Board with Checklists & Numbers

bulletin board

job checklist
cards




job header card
of your choice

student number
cards

Classroom HELPER System

Create a Job Board with a Pocket Chart



Teachers Love this resource



Fiona H. 



This resource made it so easy to implement a Classroom Job system. The kids love the pictures and like asking to do specific jobs. Made my daily routine so much easier to organise and run the classroom. Cheers!




Learn More About

Proud to Be Primary

CLASSROOM Management

Learn about using classroom jobs as a part of your classroom management system.

[CLICK to learn more!](#)



Love this resource? Check out our Classroom Management Bundle filled with helpful tools to build a positive routine.

[CLICK to learn more!](#)