

All about PENGUINS

What is Included in this Resource

- ♥ Over 150 pages of science and non-fiction ELA activities to teach about different types of penguins.
- ♥ Tons of mini-lesson ideas and no-prep activities.
- ♥ Facts presented to students through posters, sorts, and stories.
- ♥ Materials for your anchor charts and whole-group lessons.

Everything you need to teach your students all about penguins!

The collage features several educational materials:

- Draw a Penguin:** A worksheet with four numbered boxes for drawing a penguin.
- All About PENGUINS:** A text-based worksheet with a penguin illustration.
- PENGUINS K W I:** A large graphic with the letters K, W, and I, and a penguin illustration.
- Heading for 'Can, Have, Are' or 'I Will' Anchor Charts:** A worksheet for creating anchor charts.
- About PENGUINS:** A worksheet with a name field and a writing prompt: "After reading the 'All About Penguin' fact poster, answer the questions below in complete sentences. Write the name of the penguin and the location of the photo. Describe what you see."
- CHICKS:** A worksheet with a penguin illustration and a writing prompt: "Why do penguins use their beaks to break ice?"
- Adelie penguin:** A poster featuring an Adelie penguin.
- African Penguin Labeled Diagram of a PENGUIN:** A diagram of a penguin with labels for its body parts: beak, eye, neck, yellow patch, black back, Flipper-like wings, and Feather.
- Sort the PENGUIN Fact:** A worksheet with a table for sorting facts. The table has columns for "Sort out the strips and paste under the correct category on the 'All About Penguins' poster." The categories listed are: "Penguins meet in their nesting grounds to breed.", "Penguins live on coasts, islands, or icebergs.", "Most penguins are birds that do not fly.", "Penguins live in warm climates.", "Penguins keep their eggs warm until they are ready to hatch.", "Adults protect their chicks until they are ready to fly.", "Penguins have flippers.", "Penguins are birds that do not fly.", "Penguins live in warm climates.", "Penguins keep their eggs warm until they are ready to hatch.", "Adults protect their chicks until they are ready to fly.", "Penguins have flippers.", "Penguins are birds that do not fly.", "Penguins live in warm climates.", "Penguins keep their eggs warm until they are ready to hatch.", "Adults protect their chicks until they are ready to fly.", "Penguins have flippers.", "Penguins are birds that do not fly.", "Penguins live in warm climates.", "Penguins keep their eggs warm until they are ready to hatch.", "Adults protect their chicks until they are ready to fly.", "Penguins have flippers."
- SCHEMA:** A large graphic with the word SCHEMA in yellow.
- OUR NEW LEARNING:** A graphic with the text "OUR NEW LEARNING".
- RECEPTION:** A graphic with the word "RECEPTION" in yellow.
- Glossary:** A worksheet with a title "Glossary" and several empty boxes for definitions.
- PENGUINS CAN HAVE ARE:** A worksheet with a table for categorizing words. The table has columns for "CAN", "HAVE", and "ARE". The words listed are "LIVE" and "EAT".
- Compare & Contrast:** A Venn diagram comparing PENGUINS and BIRDS, with a central area labeled "BOTH".
- PENGUINS:** Several circular graphics with the word "PENGUINS" inside.
- LIFE CYCLE Stage 4:** A graphic with a photo of penguin chicks and the text "Chicks gather".
- If I Were a PENGUIN:** A worksheet with a penguin illustration and prompts for "favorite food", "favorite show", "favorite game", "favorite hobby", and "favorite place".
- In the snow, I like to:** A worksheet with a writing prompt.
- The Life Cycle of an EMPEROR PENGUIN:** Two identical posters with a penguin illustration and a name field.

All about PENGUINS

What is Included in this Resource

Question Sheets

All About PENGUINS Name: _____

Directions: After reading the 'All About PENGUINS' sheet, answer the questions below in complete sentences.

- Look at the photo. Describe the penguin's habitat.
- Why do penguins use their flippers?
- How do penguins get around on land?
- Have you ever seen a penguin in the wild?

PENGUIN Habitat Name: _____

Directions: After reading the 'Penguin Habitat' fact poster, answer the questions below in complete sentences.


- Look at the photo. Describe the penguin habitat.
- Where in the world do penguins live?
- Why do penguins like to stay together?
- What do penguins need to live near?

Fact Posters

PENGUIN Appearance

Penguins have black backs and white fronts. Their colors help them camouflage. There are 6 types of penguins that have a crest of feathers on their heads, while some have yellow or orange patches. Penguins bodies are made for speed in the water. They have soft feathers that trap heat and oily feathers on top that are waterproof. Penguins cover their feathers in oil from their tails, called preening. They have short legs and webbed feet that they use for steering. Penguins have large eyes and flippers that they use to escape predators and steer in the water. Their hooked beaks and barbed tongues help them to grab and hold onto fish.

Adult male Emperor penguin



Fact Activities

PENGUIN Facts

- Write a sentence about penguins.
- Write a sentence about penguins.
- Write a sentence about penguins.
- Write a sentence about penguins.

Name: _____

PENGUIN Facts

Put the correct category on the 'All About Penguin' sheet.

Put PENGUINS into the correct category.

life cycle diet interesting facts

Vocabulary Activities & Posters

Penguin Words to Match to Definitions.

Definition & Word Match Activity Cards

A type of bird that does not fly.

A group of penguins living together.

When a baby chick breaks out of its egg.

A part of the body near the sea.

rookery

Penguins have one place where they gather together to mate.

with its beak.

Mini-Books

The Life Cycle of an EMPEROR PENGUIN

Name: _____

An EMPEROR PENGUIN'S Life Storybook

Name: _____

The Life Cycle of an EMPEROR PENGUIN


Name: _____

An EMPEROR PENGUIN'S Life Storybook

Name: _____

Life Cycle & Diagrams

Labeled Diagram of a PENGUIN



eye, beak, neck, flipper-like wings, white belly, webbed feet, yellow patch, black back, feathers, tail, claws.


EMPEROR PENGUIN Life Cycle

Name: _____

All about Penguins

What is Included in this Resource


Directed Drawing




Writing Prompts




Writing and Craft



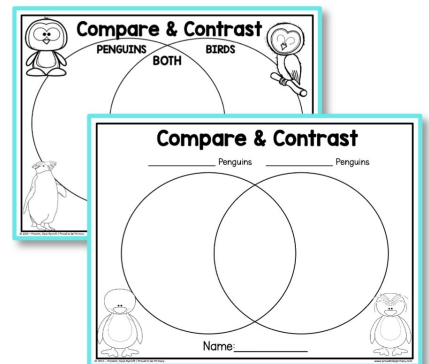
Life Cycle Posters



Research Templates

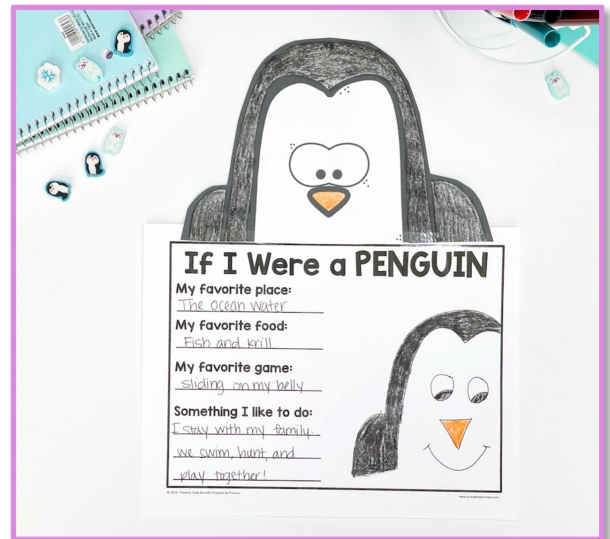


Compare & Contrast



Why You Need All about Penguins

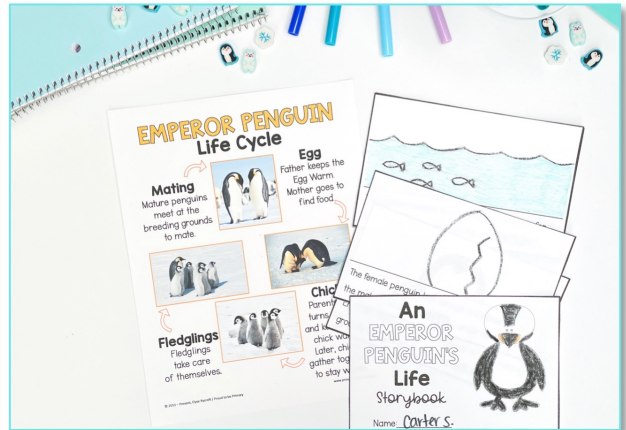
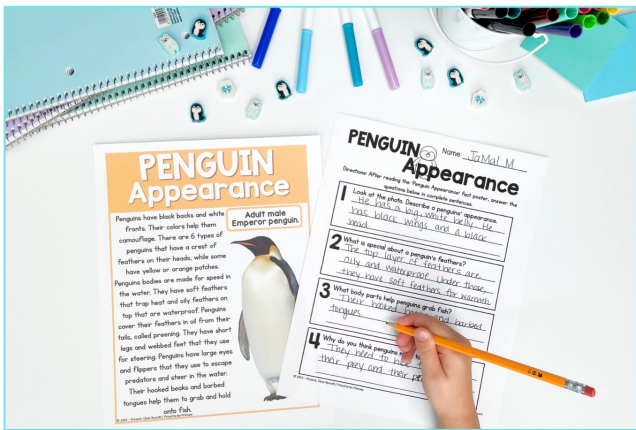
- This unit provides several activity and template choices making it easy to differentiate and meet the needs of your students.
- Real facts are presented to your students in a fun, engaging way with photographs to keep them focused and excited to learn more.
- This resource saves you time as it comes with print-and-go activities and everything you'd need to teach your students all about penguins.
- This resource helps you facilitate meaningful lessons and discussions about different types of penguins to enhance understanding of vocabulary and facts.
- Build oral reading fluency and comprehension skills with the included stories and ELA activities.
- Easily display, teach, and organize the facts and vocabulary for this unit with the easy to print anchor chart pieces.
- Use the included tools to facilitate a fun penguin research project!



All about Penguins

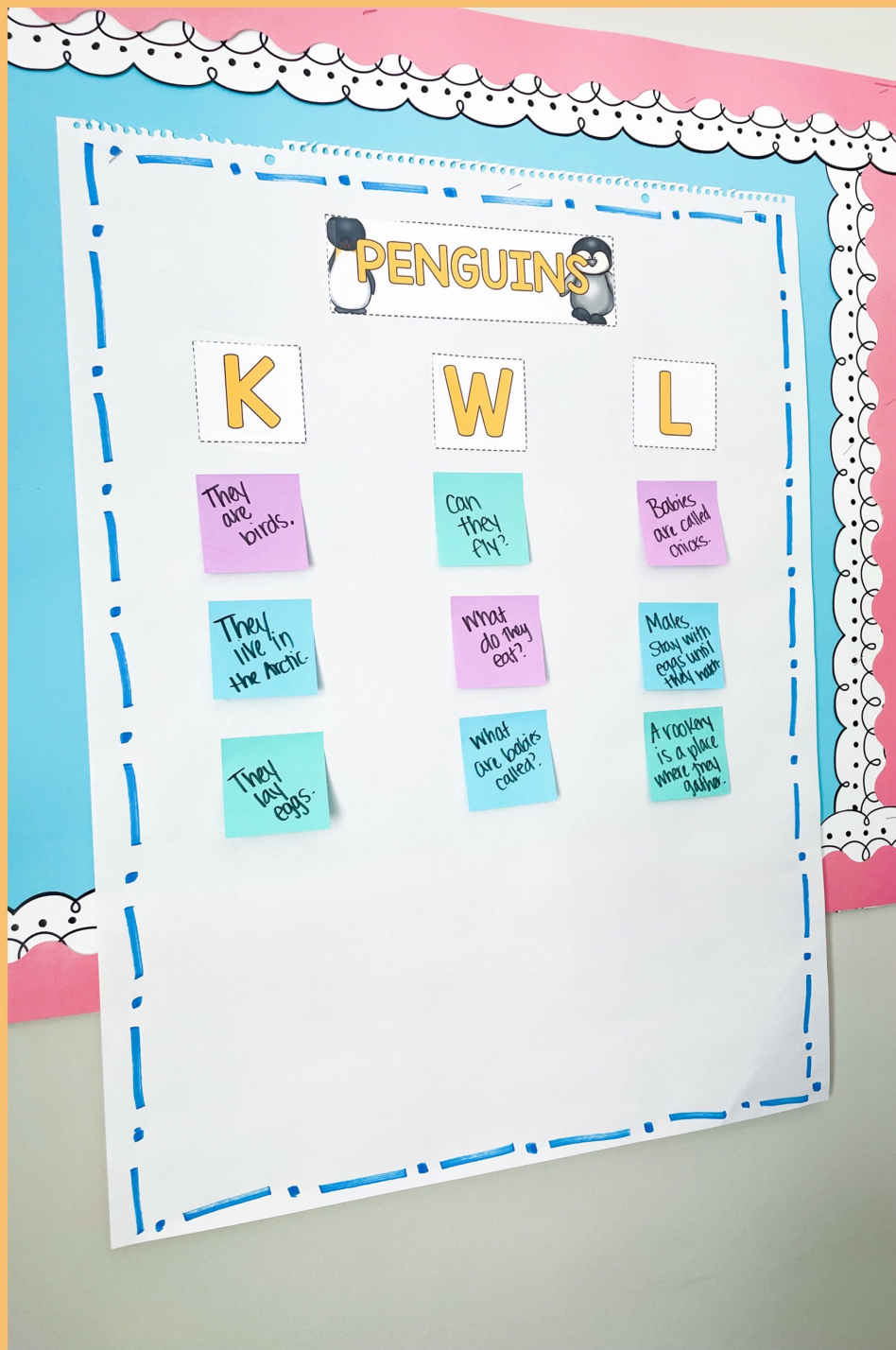
How to Use This Resource

- ✓ Use this unit and resources to **teach facts** about different types of penguins
- ✓ This resource is **low-prep** with tons of **print-and-go** pages.
- ✓ Print the header pieces and glue them onto an anchor chart to lead your lessons and organize information.
- ✓ Easily **differentiate learning** with the variety of penguin activities for students to complete.
- ✓ **Assign research activities** to utilize non-fiction books or research related facts on the computer to learn more about penguins.



Use this All About Penguin Unit for...

- ♥ Whole group lessons
- ♥ Small group instruction
- ♥ Partner activities
- ♥ Research projects
- ♥ Library projects
- ♥ Seasonal unit studies
- ♥ Sub-plans
- ♥ & more!



Teachers Love this resource



Andrea K. 



My students were so engaged with the Penguin Unit of Study. It aligned perfectly with my districts nonfiction unit. My kinders loved learning all about penguins!

Fledgling



This All About Penguins unit is used in hundreds of classrooms worldwide!

rookery



All about Penguins

Proud to Be Primary

Aligns to these United States Common Core Standards

First Grade:

Key Ideas & Details:

CCSS.ELA-Literacy.RI.1.1 Ask and answer questions about key details in a text.

CCSS.ELA-Literacy.RI.1.2 Identify the main topic and retell key details of a text.

CCSS.ELA-Literacy.RI.1.3 Describe the connection between two individuals, events, ideas, or pieces of information in a text.

Craft & Structure:

CCSS.ELA-Literacy.RI.1.4 Ask and answer questions to help determine or clarify the meaning of words and phrases in a text.

CCSS.ELA-Literacy.RI.1.5 Know and use various text features (e.g., headings, tables of contents, glossaries, electronic menus, icons) to locate key facts or information in a text.

CCSS.ELA-Literacy.RI.1.6 Distinguish between information provided by pictures or other illustrations and information provided by the words in a text.

Integration of Knowledge & Ideas:

CCSS.ELA-Literacy.RI.1.7 Use the illustrations and details in a text to describe its key ideas

CCSS.ELA-Literacy.RI.1.9 Identify basic similarities in and differences between two texts on the same topic (e.g., in illustrations, descriptions, or procedures).

Range of Reading and Level of Text Complexity:

CCSS.ELA-Literacy.RI.1.10 With prompting and support, read informational texts appropriately complex for grade 1.

All about Penguins

Proud to Be Primary

Aligns to these United States Common Core Standards

Second Grade:

Reading: Informational Text:

CCSS.ELA-Literacy.RI.2.1 Ask and answer such questions as *who, what, where, when, why,* and *how* to demonstrate understanding of key details in a text.

CCSS.ELA-Literacy.RI.2.2 Identify the main topic of a multiparagraph text as well as the focus of specific paragraphs within the text.

CCSS.ELA-Literacy.RI.2.3 Describe the connection between a series of historical events, scientific ideas or concepts, or steps in technical procedures in a text.

CCSS.ELA-Literacy.RI.2.4 Determine the meaning of words and phrases in a text relevant to a *grade 2 topic or subject area*.

CCSS.ELA-Literacy.RI.2.5 Know and use various text features (e.g., captions, bold print, subheadings, glossaries, indexes, electronic menus, icons) to locate key facts or information in a text efficiently.

CCSS.ELA-Literacy.RI.2.6 Identify the main purpose of a text, including what the author wants to answer, explain, or describe.

CCSS.ELA-Literacy.RI.2.7 Explain how specific images (e.g., a diagram showing how a machine works) contribute to and clarify a text.

CCSS.ELA-Literacy.RI.2.9 Compare and contrast the most important points presented by two texts on the same topic.

CCSS.ELA-Literacy.RI.2.10 By the end of year, read and comprehend informational texts, including history/social studies, science, and technical texts, in the grades 2-3 text complexity

band proficiently, with scaffolding as needed at the high end of the range.

All about Penguins

Proud to Be Primary

Aligns to these United States Common Core Standards

Third Grade:

Reading: Informational Text:

CCSS.ELA-Literacy.RI.3.1 Ask and answer questions to demonstrate understanding of a text, referring explicitly to the text as the basis for the answers.

CCSS.ELA-Literacy.RI.3.2 Determine the main idea of a text; recount the key details and explain how they support the main idea.

CCSS.ELA-Literacy.RI.3.3 Describe the relationship between a series of historical events, scientific ideas or concepts, or steps in technical procedures in a text, using language that pertains to time, sequence, and cause/effect.

CCSS.ELA-Literacy.RI.3.4 Determine the meaning of general academic and domain-specific words and phrases in a text relevant to a *grade 3 topic or subject area*.

CCSS.ELA-Literacy.RI.3.5 Use text features and search tools (e.g., key words, sidebars, hyperlinks) to locate information relevant to a given topic efficiently.

CCSS.ELA-Literacy.RI.3.6 Distinguish their own point of view from that of the author of a text.

CCSS.ELA-Literacy.RI.3.7 Use information gained from illustrations (e.g., maps, photographs) and the words in a text to demonstrate understanding of the text (e.g., where, when, why, and how key events occur).

CCSS.ELA-Literacy.RI.3.9 Compare and contrast the most important points and key details presented in two texts on the same topic.

CCSS.ELA-Literacy.RI.3.10 By the end of the year, read and comprehend informational texts, including history/social studies, science, and technical texts, at the high end of the grades 2-3 text complexity band independently and proficiently

Learn More About Teaching

non-fiction

with
Proud to Be Primary

Learn more about the
different ways to
implement this resource
in the classroom



Resources to Help You Teach about animals!

NON-FICTION ELA & SCIENCE UNIT



150 pages of lessons and activities Proud to Be Primary

NON-FICTION ELA & SCIENCE UNIT



150+ pages of lessons and activities Proud to Be Primary

NON-FICTION ELA & SCIENCE UNIT



150 pages of lessons and activities Proud to Be Primary

Click on an image to learn more about the non-fiction and science resources available!