

NON-FICTION ELA & SCIENCE UNIT



all about

OWLS

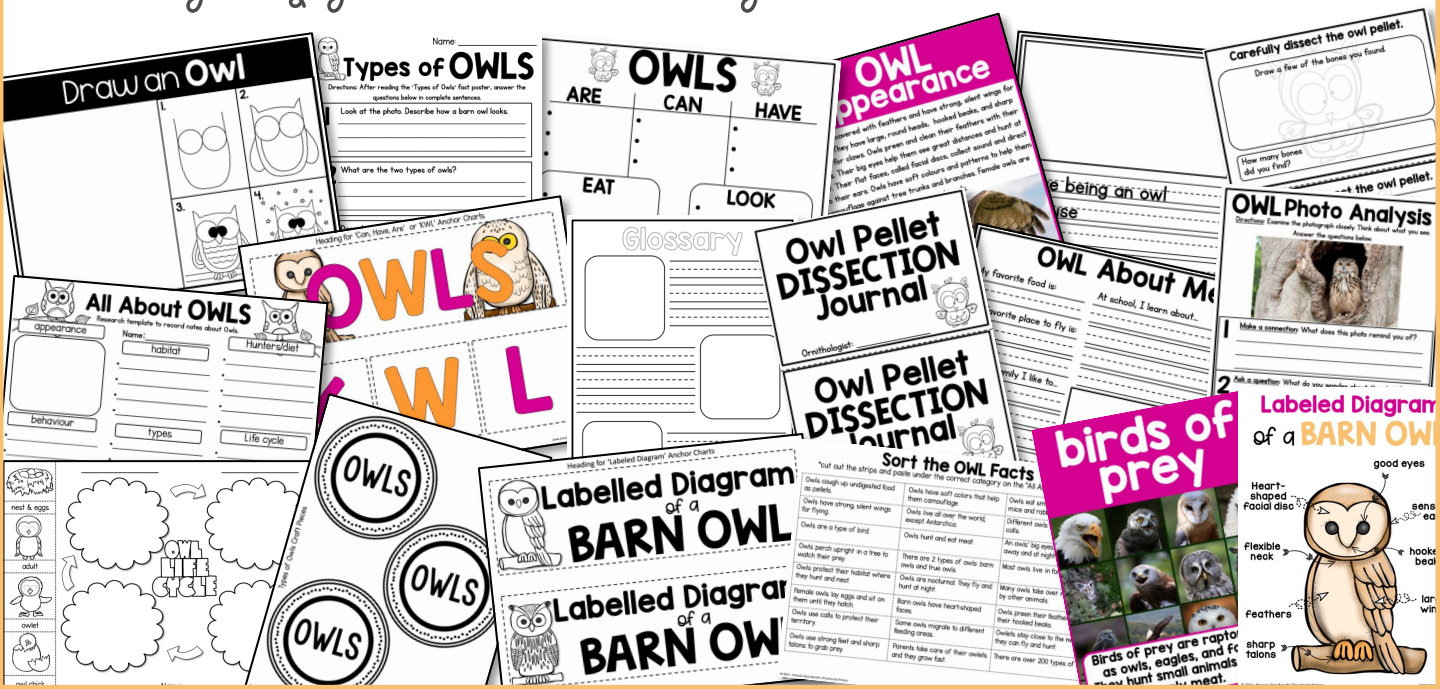
150 pages of lessons and activities *Proud to Be* Primary

All about OWLS

What is Included in this Resource

- ♥ Over 150 pages of science and non-fiction ELA activities to teach about different types of owls.
- ♥ Tons of mini-lesson ideas and no-prep activities.
- ♥ Facts presented to students through posters, sorts, and stories.
- ♥ Materials for your anchor charts and whole-group lessons.

Everything you need to teach your students all about owls!



All about OWLS

What is Included in this Resource

Question Sheets

OWL Behaviors Name: _____

Directions: After reading the 'Owl Behaviors' fact poster, answer the questions below in complete sentences.

- Look at the photo. Describe the owl's behavior.
- What does nocturnal mean?
- Why can owls move their ears?
- If you were an owl what would you do?

OWL Appearance Name: _____


Directions: After reading the 'Owl Appearance' fact poster, answer the questions below in complete sentences.

- Look at the photo. Describe an owl's appearance.
- Why do owls have big eyes?
- What body parts make owls good hunters?
- Why do you think owls need to camouflage?

Fact Posters

Types of OWL

Owls are a type of bird. There are over 200 types of owls. There are two categories: barn owls and true owls. Barn owls have heart-shaped facial discs and pale feathers. They have long legs, dark eyes, and strong talons. Barn owls have excellent hearing and can hunt in total darkness. True owls range in size. They can be very small, like the 5" elf owl, or large, like the 2-foot great gray owl. Most have big heads, large eyes, and round faces. Great Horned Owls have long ear-tufts and is the most well known.



A barn owl has a heart-shaped face.

Fact Activities

OWL Facts

- _____
- _____
- _____
- _____

Write a sentence about Owls: _____

Name: _____

the OWL Facts

Circle the correct category on the 'All About Owls' sheet.

Have soft colors that help camouflage.

Live all over the world, not just in Antarctica.

Can hear and see in the dark.

Are one of the largest birds in the world.

Many owls live in forests.

Many owls take over nests made by other animals.

About OWLS

Circle facts that fit the correct category.

habitat: _____

hunger/thirst: _____

types: _____

Life cycle: _____

Vocabulary Activities & Posters

Owl Words to Match to Definitions


raptor: _____ bird of prey

camouflage: Having the feathers needed to fly.

fledge: An animal that is hunted by a predator.

nocturnal: A young owl.

_____ coughed up by owls after a meal.



The coloring or shape of an owl that allows it to blend in with its surroundings. This helps an owl go unnoticed from its prey.

Mini-Books

The Life Cycle of a BARN OWL

Name: _____

The Life Cycle of a TRUE OWL

Name: _____

A BARN OWL'S Life Storybook


Name: _____

A TRUE OWL'S Life Storybook

Name: _____

Life Cycle & Diagrams

Labeled Diagram of a TRUE OWL



ear tufts

Round facial disc

Flexible neck

feathers

sharp talons

good eyes

sensitive ears

hooked beak


large wings

OWL LIFE CYCLE

All about OWLS

What is Included in this Resource


Directed Drawing




Writing Prompts



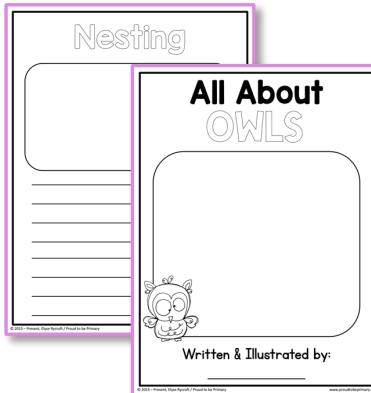
Writing and Craft



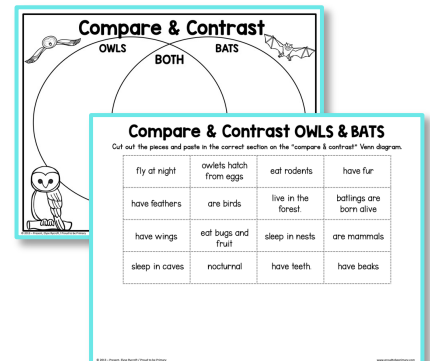
Owl Pellet Journal



Research Templates



Compare & Contrast



Why You Need All about OWLS

- This unit provides several choices making it easy to differentiate and meet the needs of students.
- Real facts are presented in a fun, engaging way with photographs.
- This resource saves you time as it comes with print-and-go activities and everything you'd need to teach about owls.
- This resource facilitates meaningful lessons and discussions about different types of owls, vocabulary, and facts.
- Build oral reading fluency and comprehension skills with the included stories and ELA activities.
- Easily display, teach, and organize the facts and vocabulary with anchor chart materials.
- Use the included tools to facilitate a fun owl research project!



All about OWLS


How to Use This Resource

- ✓ Use this unit and resources to **teach facts** about owls (barn owls and true owls).
- ✓ This resource is **low-prep** with tons of **print-and-go** pages.
- ✓ Print the header pieces and glue them onto an anchor chart to lead your lessons and organize information.
- ✓ Easily **differentiate learning** with the variety of owl activities for students to complete.
- ✓ Assign **research activities** to utilize non-fiction books or research related facts on the computer to learn more about owls.

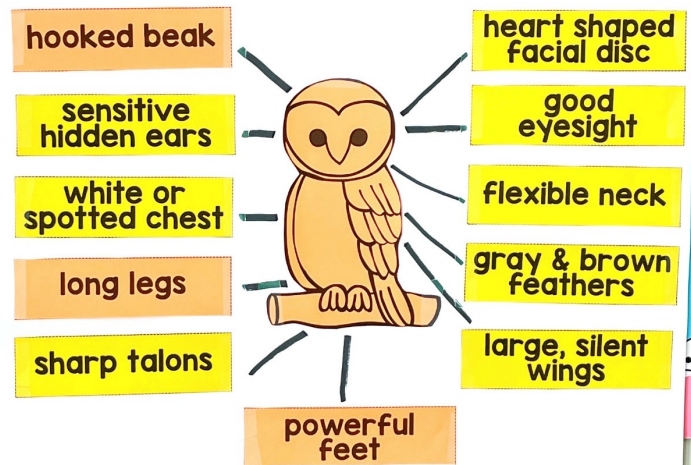


Use this All About Owls Unit for...

- ♥ Whole group lessons
- ♥ Small group instruction
- ♥ Partner activities
- ♥ Research projects
- ♥ Library projects
- ♥ Seasonal unit studies
- ♥ Sub-plans
- ♥ & more!



Labeled Diagram
of a
BARN OWL



Teachers Love this resource

Corissa C.



This is a wonderful owl unit! It was very comprehensive and had a great variety of activities! Can't wait to use this unit again next year.

This All About Owls unit is used in hundreds of classrooms worldwide!

Proud to Be Primary

All about Owls

Aligns to these United States Common Core Standards

First Grade:

Key Ideas & Details:

CCSS.ELA-Literacy.RI.1.1 Ask and answer questions about key details in a text.

CCSS.ELA-Literacy.RI.1.2 Identify the main topic and retell key details of a text.

CCSS.ELA-Literacy.RI.1.3 Describe the connection between two individuals, events, ideas, or pieces of information in a text.

Craft & Structure:

CCSS.ELA-Literacy.RI.1.4 Ask and answer questions to help determine or clarify the meaning of words and phrases in a text.

CCSS.ELA-Literacy.RI.1.5 Know and use various text features (e.g., headings, tables of contents, glossaries, electronic menus, icons) to locate key facts or information in a text.

CCSS.ELA-Literacy.RI.1.6 Distinguish between information provided by pictures or other illustrations and information provided by the words in a text.

Integration of Knowledge & Ideas:

CCSS.ELA-Literacy.RI.1.7 Use the illustrations and details in a text to describe its key ideas

CCSS.ELA-Literacy.RI.1.9 Identify basic similarities in and differences between two texts on the same topic (e.g., in illustrations, descriptions, or procedures).

Range of Reading and Level of Text Complexity:

CCSS.ELA-Literacy.RI.1.10 With prompting and support, read informational texts appropriately complex for grade 1.

Proud to Be Primary

All about Owls

Aligns to these United States Common Core Standards

Second Grade:

Reading: Informational Text:

CCSS.ELA-Literacy.RI.2.1 Ask and answer such questions as *who, what, where, when, why,* and *how* to demonstrate understanding of key details in a text.

CCSS.ELA-Literacy.RI.2.2 Identify the main topic of a multiparagraph text as well as the focus of specific paragraphs within the text.

CCSS.ELA-Literacy.RI.2.3 Describe the connection between a series of historical events, scientific ideas or concepts, or steps in technical procedures in a text.

CCSS.ELA-Literacy.RI.2.4. Determine the meaning of words and phrases in a text relevant to a *grade 2 topic or subject area*.

CCSS.ELA-Literacy.RI.2.5 Know and use various text features (eg, captions, bold print, subheadings, glossaries, indexes, electronic menus, icons) to locate key facts or information in a text efficiently.

CCSS.ELA-Literacy.RI.2.6 Identify the main purpose of a text, including what the author wants to answer, explain, or describe.

CCSS.ELA-Literacy.RI.2.7 Explain how specific images (eg, a diagram showing how a machine works) contribute to and clarify a text.

CCSS.ELA-Literacy.RI.2.9 Compare and contrast the most important points presented by two texts on the same topic.

CCSS.ELA-Literacy.RI.2.10 By the end of year, read and comprehend informational texts, including history/social studies, science, and technical texts, in the grades 2-3 text complexity

band proficiently, with scaffolding as needed at the high end of the range.

Proud to Be Primary

All about Owls

Aligns to these United States Common Core Standards

Third Grade:

Reading: Informational Text:

CCSS.ELA-Literacy.RI.3.1 Ask and answer questions to demonstrate understanding of a text, referring explicitly to the text as the basis for the answers.

CCSS.ELA-Literacy.RI.3.2 Determine the main idea of a text; recount the key details and explain how they support the main idea.

CCSS.ELA-Literacy.RI.3.3 Describe the relationship between a series of historical events, scientific ideas or concepts, or steps in technical procedures in a text, using language that pertains to time, sequence, and cause/effect.

CCSS.ELA-Literacy.RI.3.4 Determine the meaning of general academic and domain-specific words and phrases in a text relevant to a *grade 3 topic or subject area*.

CCSS.ELA-Literacy.RI.3.5 Use text features and search tools (e.g., key words, sidebars, hyperlinks) to locate information relevant to a given topic efficiently.

CCSS.ELA-Literacy.RI.3.6 Distinguish their own point of view from that of the author of a text.


CCSS.ELA-Literacy.RI.3.7 Use information gained from illustrations (e.g., maps, photographs) and the words in a text to demonstrate understanding of the text (e.g., where, when, why, and how key events occur).

CCSS.ELA-Literacy.RI.3.9 Compare and contrast the most important points and key details presented in two texts on the same topic.

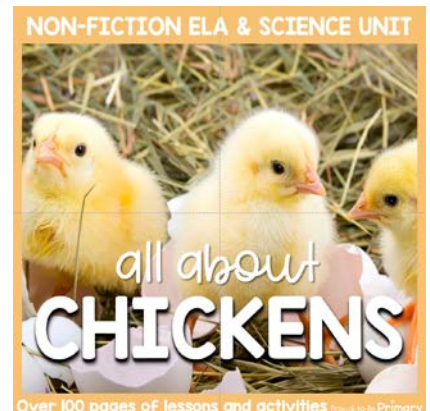

CCSS.ELA-Literacy.RI.3.10 By the end of the year, read and comprehend informational texts, including history/social studies, science, and technical texts, at the high end of the grades 2-3 text complexity band independently and proficiently

Learn More About Teaching **vocabulary** with Proud to Be Primary

Learn more about the
different ways to
vocabulary from this
resource in the classroom



Resources to Help You Teach about animals!



Click on an image to learn more about the non-fiction and
science resources available!