

Alphabet ACTIVITIES

phonics mats



30+ Pages
of Activities

3 Different
Levels of
Fluency Pages

Uppercase &
Lowercase
Letters

Engaging
Phonics
Activities

No-Prep &
Versatile

Name: _____

Date: _____

Point and Read

Touch each letter and say it. Then, say the picture.
Do this 3 times and color a shape each time.

A	a	A	a	
B	b	B	b	
C	c	C	c	
D	d	D	d	



Find It

Say the letter. Then, circle it in the line of letters.

Aa a Q w A r
Bb + B Y u b
Cc C i O c p
Dd s d S f D

Write It

Trace each letter.

A A a a B B b b
C C c c D D d d



phonics mats





Alphabet Fluency Passages

3 Levels of fluency pages that include letter identification and handwriting practice.









Find and identify upper and lowercase letters.

Practice identifying both upper and lowercase letters.

Name: _____ Date: _____

Point and Read	Find It
Touch each letter and say it. Then, say the picture. Do this 3 times and color a shape each time.	Say the letter. Then, circle it in the line of letters.
A a A a 	Aa a Q w A r
B b B b 	Bb t B Y u b
C c C c 	Cc C i O c p
D d D d 	Dd s d S f D
☆ ☆ ☆	Write It Trace each letter: A A a a B B b b C C c c D D d d









Name: _____ Date: _____

Point and Read	Find It
Touch each letter and say it. Then, read the word. Do this 3 times and color a shape each time.	Say the letter. Then, look at the picture and word. Circle the letter inside the word.
A a A a apple 	Aa  alligator
B b B b bat 	Bb  baby
C c C c cat 	Cc  clock
D d D d dog 	Dd  muddy
☆ ☆ ☆	Write It Trace each letter: A A a a B B b b C C c c D D d d

Handwriting practice for all levels.

Sentence fluency for higher level readers.


Name: _____ Date: _____

Point and Read	Match It
Read the sentences 3 times while pointing to the dots. Color a shape each time.	Say the letter. Then, draw a line to match the letter to a picture that starts with it.
I see the apple. 	Aa 
The bat is brown. 	Bb 
They like the cat. 	Cc 
We have a dog. 	Dd 
☆ ☆ ☆	Write It Trace each letter: A A a a B B b b C C c c D D d d

Practice with matching letters and beginning sounds.

Alphabet

phonics worksheets







Name:

Name: _____ Date: _____

Point and Read

Touch each letter and say it. Then, say the picture.
Do this 3 times and color a shape each time.

A	a	A	a	
B	b	B	b	
C	c	C	c	
D	d	D	d	
	☆	☆	☆	

Find It

Say the letter and circle the picture in the line of letters.

Aa	Q	v	r			
b	t	Y	u	b		
C	i	O	c	p		
D	a	s	d	S	f	D

Write It


Trace each letter.


A	A	a	a	B	B	b	b
C	C	c	c	D	D	d	d

Name: _____ Date: _____

Point and Read


Touch each letter and say it. Then, read the word.
Do this 3 times and color a shape each time.

A a A a apple 

B b B b bat 

C c C c cat 

D d D d dog 




Find It

Say the letter and look for the picture and word.
Circle the letter and write the word.

Aa  alligator

Bb  baby

Cc  clock

Dd  muddy

Write It

Trace each letter.

A-A-a-a-B-B-b-b

C-C-c-c-D-D-d-d


Name: _____ Date: _____

Point and Read


Read the sentences 3 times while pointing to the dots.
Color a shape each time.

I see the apple. 

The bat is brown.

They like the cat. 

We have a dog. 




Match It

Say the letter name. Then draw a line to match the letter to the picture.

Aa

b

Dd



Write It

Trace each letter.

A-A-a-a-B-B-b-b

C-C-c-c-D-D-d-d

phonics mats



Alphabet Activities – Type #1



Students practice identifying, saying, writing, and matching letters (uppercase and lowercase letters included).

Practice writing words with common letters.

Name: _____ **Date:** _____

Write A Word
Trace the words that start with Aa.

 astronaut  ant

 apple  alligator

What's Missing?
Look at the line of letters. Write the missing letters.

1. a b _ d e _
2. _ f g _ i j
3. k _ m n _ p
4. _ p q r _ t

Say and Circle
Point to each letter and say it. Then, go back and circle the letter Zz.

a	m	l	o	p	z
•	•	•	•	•	•
z	f	q	z	s	g
•	•	•	•	•	•
z	k	z	u	i	z
•	•	•	•	•	•

Work on letter order by filling in missing letters.

Orally identify letters while looking for a certain letter.


Name: _____ Date: _____

Write A Word


Trace the words that start with A



astronaut



ant



apple



alligator

What's Missing?

Look at the line of letters. Write the missing letter.

- 1. a _ d e
- 2. _ a _ i j
- 3. k _ m n _ p
- 4. _ p q r _ t

Say and Circle

Point to each letter and say it. Then go back and circle the letter Zz.

- | | | | | | |
|---|---|---|---|---|---|
| a | m | l | o | p | z |
| • | • | • | • | • | • |
| z | f | q | z | s | g |
| • | • | • | • | • | • |
| z | k | z | u | i | z |
| • | • | • | • | • | • |

phonics mats

Alphabet Activities – Type #2


Students practice identifying, saying, writing, and matching letters (uppercase and lowercase letters included).


Rainbow write uppercase and lowercase letters.


Name: _____ Date: _____


Rainbow Write


Use different colors to trace the letters. Say them 3 times.

 Aa

 Bb



 Cc

 Dd

 Ee

Letter Search

Look in the table and use the code to color in the boxes.

 B  b

b	b	b	b	b	b
b	B	B	B	b	b
b	b	B	B	B	b
b	b	B	B	B	b
b	b	B	B	B	b
b	b	B	B	B	b

Trace and Write

Trace the letters and write them.

Rr Ss Tt


Practice distinguishing between upper and lowercase letters.

Trace and write uppercase and lowercase letters.


Name: _____ Date: _____

Rainbow Write


Use different colors to trace the letters. Say them 3 times.



Aa




Bb



Cc




Dd



Ee

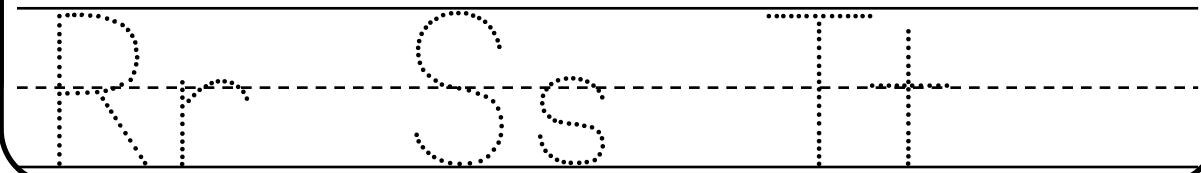
Letter Search

Look in the table and use the code to mark the boxes.



Trace and Write

Trace the letters and write them.



phonics mats

Alphabet Activities – Type #3

Students practice identifying, saying, writing, and matching letters (uppercase and lowercase letters included).





Find and color letters in different fonts to practice recognition.

Time: _____ Date: _____

I Spy
Find and color the 4 letter Gg's.

G W
X O G
T G F
G A J

Write It
Trace the letters then write the letter to finish the words.

at  fis 
bat  en 

Trace & Write
Trace the capital letter and write the lower case letter.

L M N
O P Q


Practice writing letters in isolation and within words.

Practice writing and matching uppercase and lowercase letters.

Name: _____ Date: _____

I Spy

Find and color the 4 letter Gg's.



Write It

Trace the letters then write the letter to finish the words.

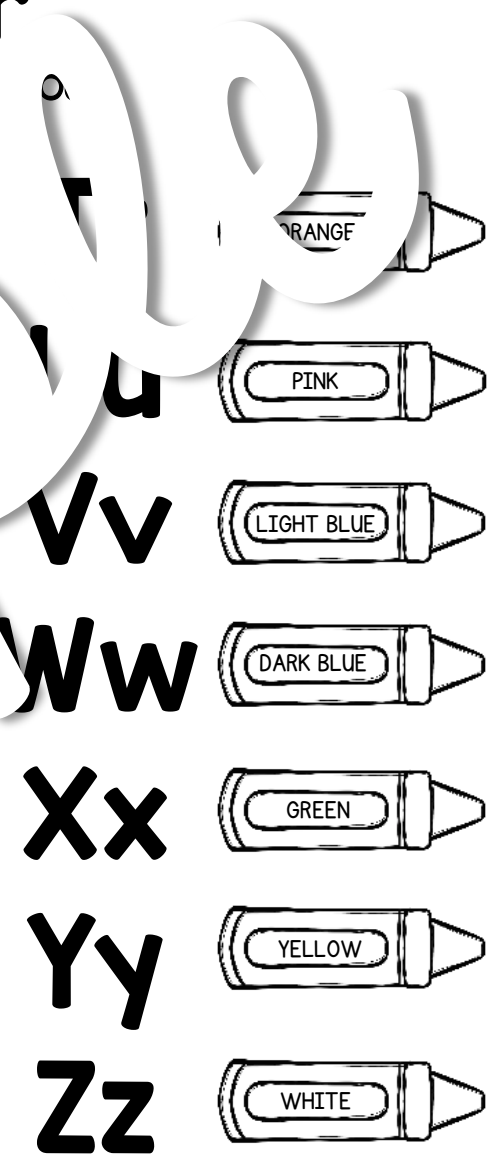

Trace & Write

Trace the capital letter and write the lower case letter.

Name: _____ Date: _____

Color By Letter

Color the picture according to the



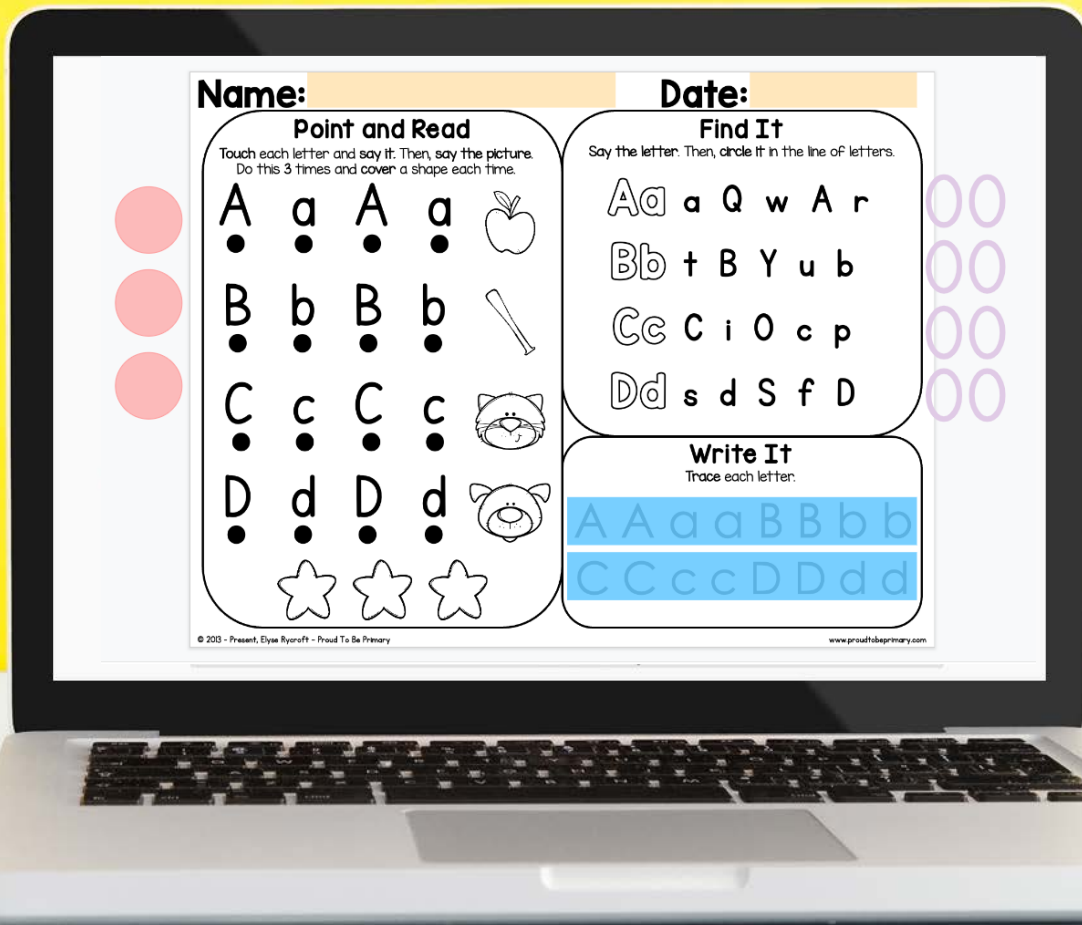


Use **phonics mats** for...

- ♥ Independent reading
- ♥ Reader's Workshop
- ♥ Small group instruction
- ♥ Morning work
- ♥ Literacy centers
- ♥ Fast finishers
- ♥ Assessments
- ♥ Sub-plans
- ♥ Home practice

Digital phonics mats

Proud to Be Primary




A link and instructions are provided to make a copy of a Google Slides™ document that you can use with your students.

Images to Use in Seesaw

phonics mats

Image files for each sheet are included for use with Seesaw or another secure, password-protected platform for your classroom of students.



There is also an interactive PowerPoint file included that you can upload and use in Microsoft Teams.

Why You Need

phonics mats

- Phonics Mats are aligned to the Science of Reading and Common Core Standards (Reading Foundational Skills, K-1)
- Phonics mats help build reading fluency through repeated reading and provide alphabet and letter practice.
- Help students build letter identification skills with a variety of fun alphabet activities on each page.
- 30+ engaging phonics mats to provide variety and keep interest high!

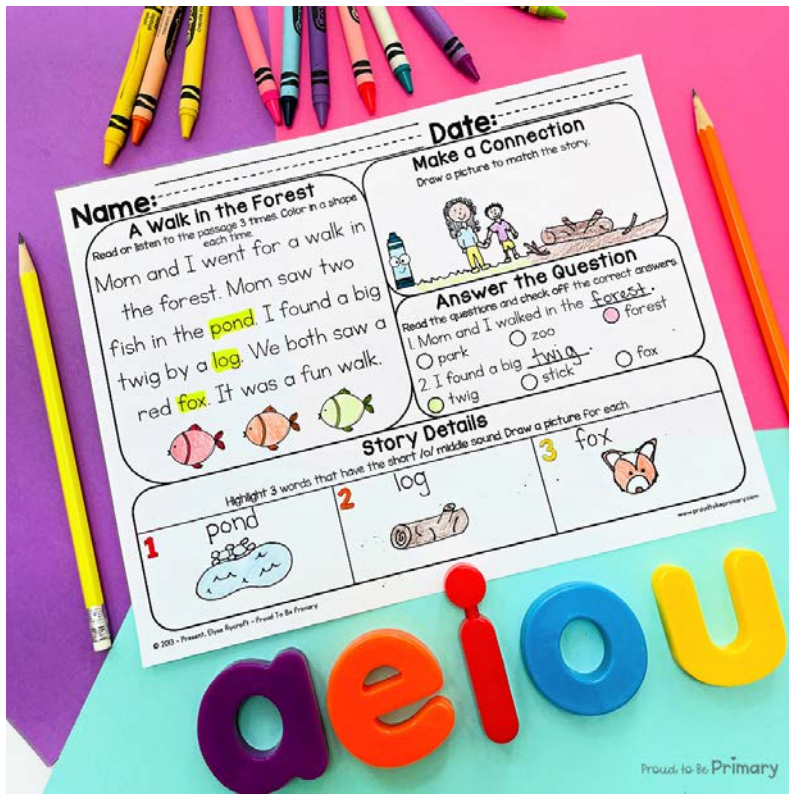


- Save time as your phonics and alphabet activities are ready for you!
- This no-prep, versatile resource is great for independent reading, reader's workshop, small groups, sub-plans, morning work, literacy centers, home practice, and more!

Want a FREE Sample of phonics mats?



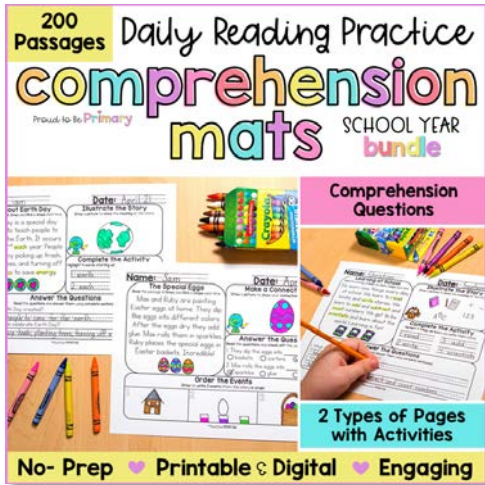
Click below to GET A FREE SET OF
phonics MATS FOR FREE!



I'd love for you to try this
resource with your
students to see if they
are a perfect fit for your
students!

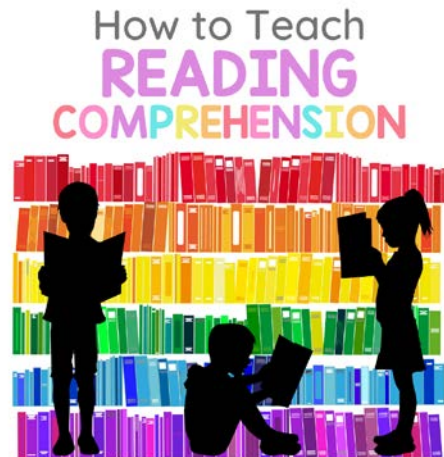
[CLICK HERE TO
GRAB YOUR
FREE SAMPLE!](#)

More About Teaching reading



Love this resource? Get 3 months for FREE with the Comprehension Mats BUNDLE with passages for the whole year.

Learn more about teaching reading comprehension in K-2!



proudtobeprimary.com

Proud to Be Primary