



TR-4109F

(2014-2015) KAWASAKI TERYX 800 FULL SYSTEM STAGE 5 EXHAUST

INSTALLATION INSTRUCTIONS

1. REMOVE ALL SEATS, CENTER TUNNEL, GAS TANK SHIELD, REAR CENTER TUNNEL AND THE SKID PLATES UNDER THE FRONT EXHAUST (Fig. 1)
2. REMOVE THE O2 SENSOR FROM THE STOCK EXHAUST
3. REMOVE STOCK EXHAUST (Fig. 2)
4. ATTACH PART 1 OF THE FRONT HEAD PIPE TO THE CYLINDER LOOSLEY. (Fig. 3)
5. SLIDE PART 2 OF THE FRONT HEAD PIPE ONTO PART 1 AND ATTACH THE SPRING
6. ATTACH THE REAR HEADPIPE TO THE REAR CYLINDER LOOSLEY (Fig. 4)
7. SLIDE THE "X" COLLECTOR OVER THE TWO HEADPIPES AND ATTACH THE SPRINGS
8. INSTALL THE LEFT AND RIGHT TAIL PIPES TO THE "X" COLLECTOR AND ATTACH THE SPRINGS
9. INSTALL THE 4-BOLT INLET FLANGES ONTO THE SILENCERS USING THE SUPPLIED HARDWARE WITH THE SPRING CLIPS INSTALLED AT THE TOP OUSIDE BOLT HOLE LOCATIONS
10. SLIDE THE BILLET SILENCER MOUNTING CLAMPS ONTO THE SILENCERS TOWARD THE CENTER OF THE THEM.
11. SLIDE THE SILENCERS OVER THE TAIL PIPES AND ATTACH THE SPRINGS (Fig. 6)
12. ATTACH THE REAR MOUNT TO THE FRAME RAIL AND SNUG THE BOLTS.
13. INSTALL THE SUPPLIED FRONT MOUNTING BAR AND ATTACH THE SILENCER MOUNT TO THE BAR (MAKE SURE THE MOUNTING BAR TABS ARE ALIGNED OVER THE REAR SEAT BOLT LOCATION. DO NOT BOLT THIS BAR AS IT USES THE STOCK SEAT HARDWARE) (Fig. 7)
14. CHECK ALIGNMENT OF THE EXHAUST AND TIGHTEN SECURLY
15. SCREW THE O2 SENSOR BACK INTO NEW EXHAUST
16. RE-ASSEMBLE THE VEHICLE



Fig. 1



Fig. 2




Fig. 3



Fig. 4



Fig. 5




Fig. 6




Fig. 7

WARNING

*Trinity Racing exhaust systems will require adjustment to OEM fuel settings such as jetting changes or installation of an EFI programmer. Trinity Racing will not be held responsible for damages that occur during operation of your vehicle under improper fuel settings. Ultimately, it is the responsibility of the owner/rider to adjust fuel settings to specific riding conditions and elevation changes before riding.

*Inspection of the muffler packing is recommended following every 15 hours of runtime. Failure to maintain muffler packing will result in power loss, increased sound output, and damage to the muffler body or muffler components.

*Trinity Racing exhausts systems are designed for high performance applications and are legal for closed course competition only. This product is not applicable nor intended for use on emissions controlled street, highway, or off-road vehicles.