



P.O. Box 2956 · Syracuse · New York · 13220
 Phone: (315) 433-1150 Fax: (315) 433-1521
 Toll Free US & Canada: (800) 334-0837
 Email: sales@infitec.com

OCS SERIES OPTICAL SOLID STATE SWITCH

FEATURES

- Input Optically Isolated From Output
- Pulse Output Prevents False Triggering
- No Moving Parts to Wear Out
- AC or DC Output Versions Available
- Compatible With Most Accumulators & Timers
- Onboard or Remote Mounted Optical Sensor
- UL/cUL Pending

SPECIFICATIONS

1. Input

- 1.1 Operating Voltage: 24, 120, & 230 VAC
- 1.2 Tolerance: $\pm 20\%$ of Nominal
- 1.3 Frequency: 50-60 Hertz

2. Output

- 2.1 Type: Solid State
- 2.2 Form: SPST, N.O.
- 2.3 Rating: 100 Milliamperes
- 2.4 Life: 100,000,000 Operations Minimum Under Full Load

3. Protection

- 3.1 Transient: ± 1500 Volts for 150 Microseconds
- 3.2 Dielectric Breakdown: 1500 Volts RMS Minimum

4. Mechanical

- 4.1 Mounting: One #8 or #10 Screw
- 4.2 Termination: 1/4" Quick Connect Terminals, or 12" Wire Leads
- 4.3 Style: Surface Mount/Encapsulated

5. Environmental

- 5.1 Operating Temperature: -20°C to $+80^{\circ}\text{C}$
- 5.2 Storage Temperature: -25°C to $+85^{\circ}\text{C}$
- 5.3 Humidity: 95% Relative Non-Condensing

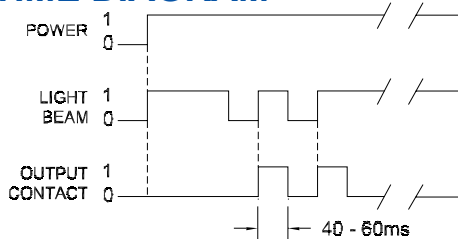
MODE OF OPERATION

OPTICAL SENSOR

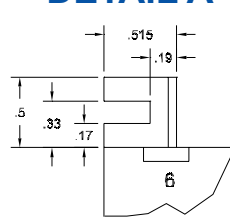
Power is applied to the input at all times. The Optical Sensor's beam is ON and the output contact is in a normally open (OFF) state. When an object which is opaque to infra-red light, such as a coin, passes through the infrared beam, the output contact closes for 40 - 60ms and returns to its original normally open state.

NOTE: This control's output contact will pulse only and will not remain activated or re-trigger if an object should jam while breaking the light beam.

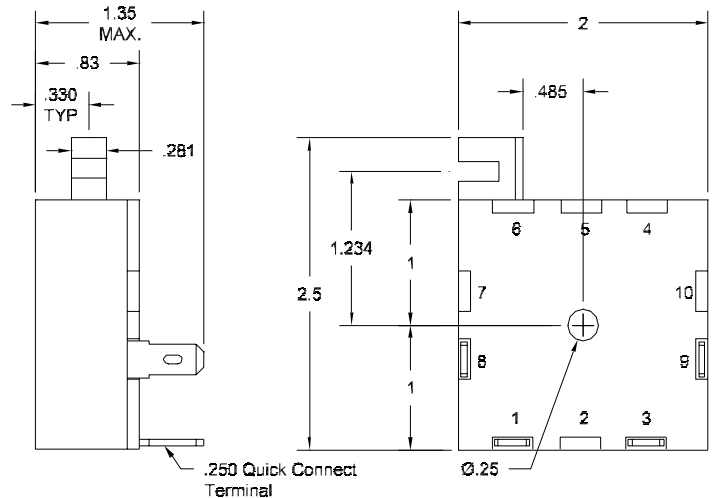
TIME DIAGRAM



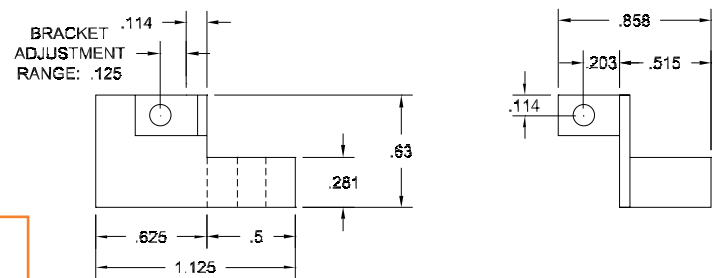
DETAIL A



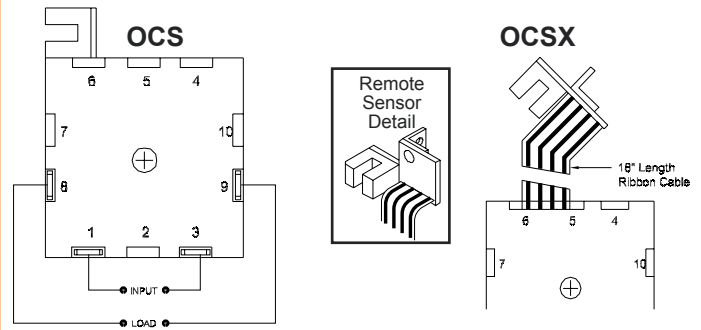
DIMENSIONS



REMOTE SENSOR DIMENSIONS



CONNECTION DIAGRAMS



ORDERING INFORMATION

SERIES	TERMINATION	INPUT VOLTAGE	OUTPUT TYPE
OCS	3 - 1/4" Quick Connect	4 - 24 VAC	A - AC Output
OCSX	4 - 12" Wire Leads	5 - 120 VAC 6 - 230 VAC	B - DC Output