

RENEGADE

MEASUREMENTS FOR YOUR CUSTOM DESIGNED GOWN



CHECKLIST

1

Find a bridal tailor

To point you in the right direction, here are a few google search terms! “Bridal tailor near me,” “bridal alterations,” and “wedding dress alterations” should be a good start. We do not currently maintain a list of recommended tailors.

2

Print Page 3 + Get measured

We recommend taking a hard copy of the form on page 3 to your appointment. Your tailor can fill in the form or annotate remarks or questions for clarification, if needed.

3

Submit measurements to Renegade

Please send digitally to care@renegadebridal.com. We will confirm receipt and advise on when you’ll hear from us next and what the next step in the process is.


If you anticipate significant changes to your measurements, please alert us if you have not already as this may influence when we advise submitting final measurements.

RENEGADE

MEASUREMENTS


FOR YOUR CUSTOM DESIGNED GOWN

HELPFUL TIPS



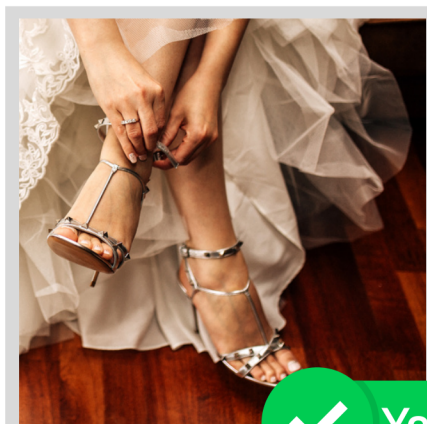
Professional Tailor

Being measured by a specialized bridal tailor is imperative to your gown's technical development. We strongly recommend an **appointment with a professional bridal tailor** for the service, which customarily has a fee.



Foundation Garments

Wear a **bra with the same amount of lift and padding** you anticipate wearing for your wedding day. If you'll be wearing **shapewear** such as Spanx, take that to your appointment, too!



Dancin' Shoes

Wear shoes with the **same heel height** as what you'll wear on your big day when walking down the aisle for your measurements.

RENEGADE

HAUTE CUSTOM MEASUREMENT SUBMISSION TO PATTERN

Bride/Client
Cup size
Height
Heel Height

		Date	

BODICE WIDTHS

	Neck
	Front Chest (Armpit to armpit front) Apex to apex
	Over bust (circumference armpit) Bust
	Under bust ("Midriff")
	Back width (armpit to armpit back)
	Shoulder to shoulder

BODICE LENGTHS

	Shoulder to bust
	Front Shoulder to waist
	Back shoulder to waist
	Shoulder to under bust
	Hollow to neckline V
	Dress neckline to apex
	Nape to natural waist
	Side seam: armpit to natural waist

SLEEVE



	Desired sleeve band width
	Shoulder to _____ (desired sleeve length)
	Armhole length ("Sisa")
	Armhole circumference
	Bicep
	Elbow
	Wrist

SKIRT WIDTHS

	Waist
	Hip
	Thigh
	Sweep at hem

TOTAL DRESS LENGTH

	Neckline (sweetheart @ CF) to Hem Hollow to Hem
	Hollow to natural waist
	Hollow to hip



SKIRT LENGTHS

	Waist to hem at center
	front Train length