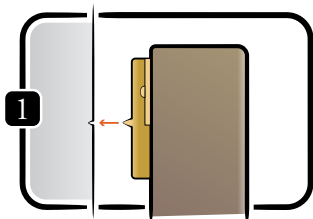




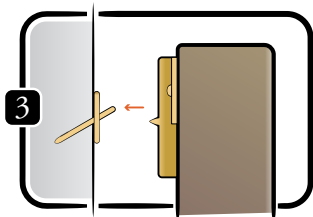
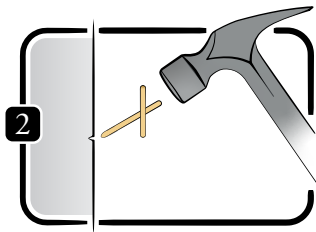
# Hanging Your Map

Visit [geojango.com/hang](http://geojango.com/hang) for video instructions.



Lift the map and press the frame against the wall in the position you would like it to hang. The metal hangers on the back corners will prick small impressions on the wall.

Find the hanger support pins inside your map pin container. Use a hammer to drive the pins into the two impressions. Pre-drill if your walls are not common drywall.



Replace the map into position. The support pins will slot in to the gridded hangers on the frame. Lift a corner of the frame and replace it to level or adjust the height.

## GEOJANGO MAPS