



TRITON WPC DECKING

Specialist and Unique Wood Plastic Composite Deck Board System.

Issue 03







A unique composition of material without the high maintenance and hazards of traditional timber decking. Offering an exceptionally robust surface with excellent weather resistance, a system designed to perform in many environments and being virtually maintenance free, it offers an excellent choice for your space.

Benefits of using WPC Decking for your garden:

- 10 Year Warranty (see page 020)
- Anti-Slip Surface
- Does not accommodate algae growth
- UV weather stable properties,
 - Does not rot, splinter or warp
- Simple Installation Process
- Made from eco-friendly materials
- Unique removable clip system for easy access (PVC Clip)

Image opposite is Teak, Grooved Decking.



One Board, 2 Designs.



The Triton Deck Board system offers a reversible board, one side has a deep and realistic woodgrain pattern, using a specialist production process to replicate as close as possible to a natural finish. The other side has a regular groove pattern, a more traditional style but as a great alternative for a border or steps around your deck.

Both surfaces have a specially processed finish and offer an anti-slip surface.

Images and colours shown in this brochure are for illustrative purposes only.

Image opposite is Teak, Grooved Decking.




Colour Options


5 well balanced, subtle colours, a range to suit all surrounding styles and colours.

Images and colours shown in this brochure are for illustrative purposes only.

Black




Grey



Natural



Teak



Brown



Please note that WPC uncapped decking does fade in the first 6 months after installation.



Components List

Deck Board

Product Code	Product Description	Colour	Length	Pack Quantity
WPCDF50-BK	Double-Faced Deck Board	Black	5m	1
WPCDF50-BN	Double-Faced Deck Board	Brown	5m	1
WPCDF50-GY	Double-Faced Deck Board	Grey	5m	1
WPCDF50-NL	Double-Faced Deck Board	Natural	5m	1
WPCDF50-TK	Double-Faced Deck Board	Teak	5m	1
WPCDF30-BK	Double-Faced Deck Board	Black	3m	1
WPCDF30-BN	Double-Faced Deck Board	Brown	3m	1
WPCDF30-GY	Double-Faced Deck Board	Grey	3m	1
WPCDF30-NL	Double-Faced Deck Board	Natural	3m	1
WPCDF30-TK	Double-Faced Deck Board	Teak	3m	1

Angle Trim

Product Code	Product Description	Colour	Length	Pack Quantity
WPCDF50-AT-BK	Angle Trim	Black	5m	1
WPCDF50-AT-BN	Angle Trim	Brown	5m	1
WPCDF50-AT-GY	Angle Trim	Grey	5m	1
WPCDF50-AT-NL	Angle Trim	Natural	5m	1
WPCDF50-AT-TK	Angle Trim	Teak	5m	1
WPCDF30-AT-BK	Angle Trim	Black	3m	1
WPCDF30-AT-BN	Angle Trim	Brown	3m	1
WPCDF30-AT-GY	Angle Trim	Grey	3m	1
WPCDF30-AT-NL	Angle Trim	Natural	3m	1
WPCDF30-AT-TK	Angle Trim	Teak	3m	1

Please note that due to the surface texture differences that angle trim colour will not exactly match the wood grain colour side. This is due to the debossed nature and depth of the finish which naturally creates a shadow effect.

The angle trim colour being smooth in its surface is manufactured from the exact colour construct but will most closely match the grooved side of the decking. If trying to closely emulate the wood grain side, we would recommend using the next darkest colour in the range.

Step Board

Product Code	Product Description	Colour	Length	Pack Quantity
WPCSST-30-SP-BK	Step Board	Black	3m	1
WPCSST-30-SP-BN	Step Board	Brown	3m	1
WPCSST-30-SP-GY	Step Board	Grey	3m	1
WPCSST-30-SP-NL	Step Board	Natural	3m	1
WPCSST-30-SP-TK	Step Board	Teak	3m	1

Note: Step Boards are Grooved designed only.

Sub Frame

Product Code	Product Description	Colour	Length	Pack Quantity
WPCDF50-SUB	Subframe	Black	5m	1

Clips

Product Code	Product Description	Colour	Length	Pack Quantity
WPCSST-CLIPPK	Plastic Fixing Clip + Screw	Black	-	100
WPCSST-ST-CLIPPK	S/S Starter Clip	Stainless Steel	-	20
WPCSST-SS-CLIPPK	S/S Intermediate Clip	Stainless Steel	-	100

Clip System Details:

Standard Plastic Fixing Clip (WPCSST-CLIPPK) ;

- Allow deck boards to be removed easily without uninstalling the complete deck.
- Creates a 8mm gap between the deck boards
- Includes a stainless steel screw in a black finish

Stainless Steel Intermediate Clip (WPCSST-SS-CLIPPK) ;

- Hidden fixing design - 4mm gap between the boards
- Complete stainless steel body
- Includes a stainless steel screw in a black finish




Components Diagram



Deck Board




Angle Trim




Subframe



Plastic Fixing Clip



S/S Intermediate Clip



S/S Starter Clip

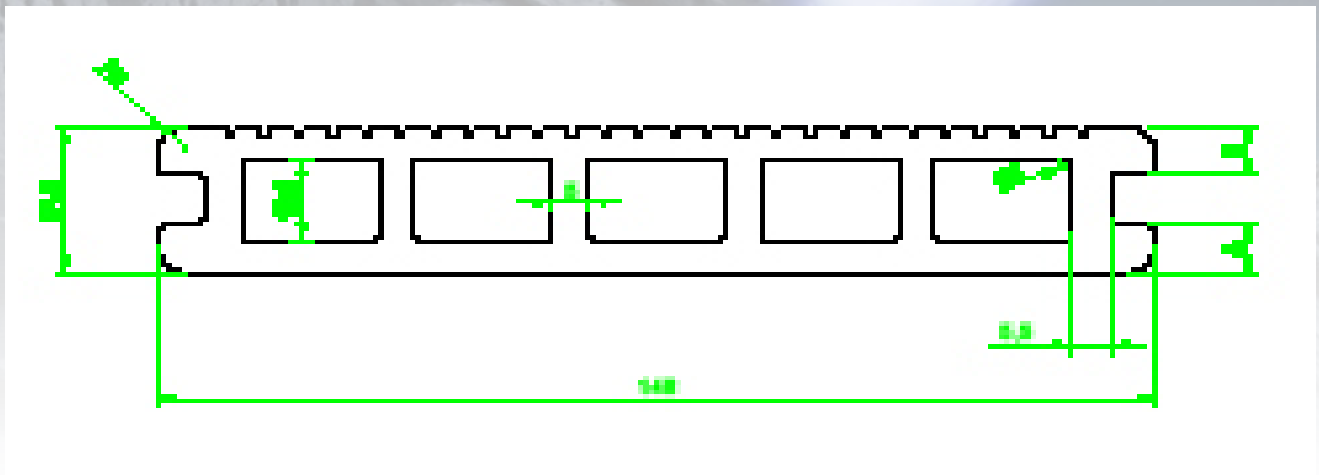
Note: Use either plastic or stainless steel clips.



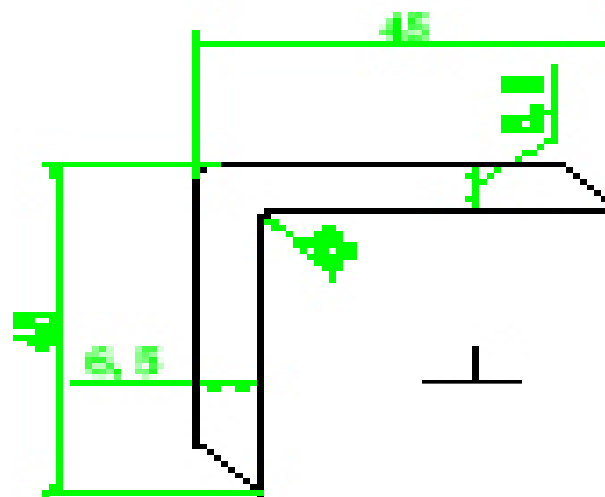
Profile Drawings

All dimensions are to give an indication only. They do not allow for production tolerances. They should only be used to give approximate quantities when working out the deck area.

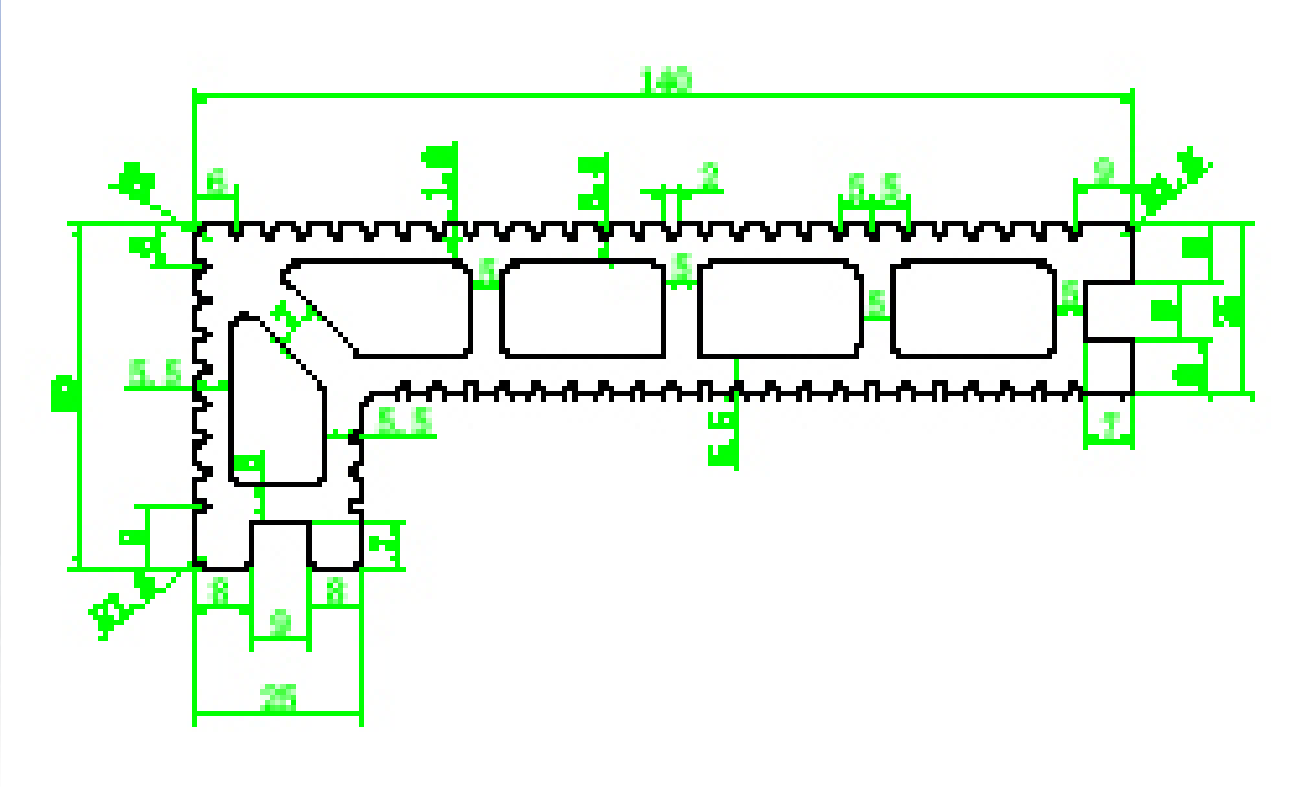
Deck Board



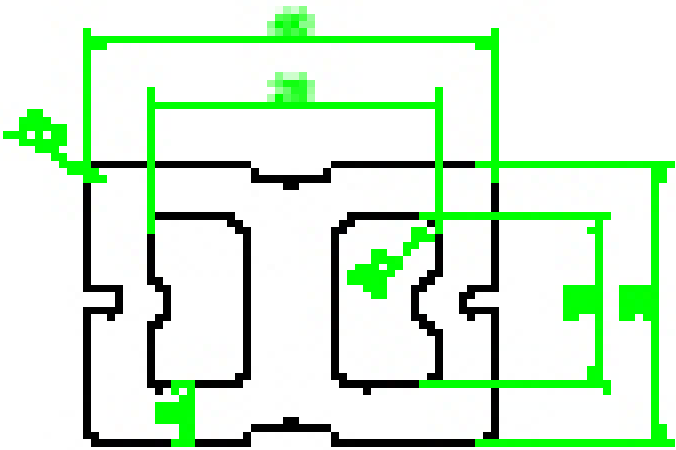
Angle Trim



Step Board



Sub Frame



Profile Drawings

PVC Clip

31mm (long) x 18mm (wide) x 11mm (thickness)

Starter S/S Clip

27mm (long) x 24mm (wide) x 10mm (thickness)

Intermediate S/S Clip

36mm (long) x 40mm (wide) x 11mm (thickness)

Installation



Important Installation Instructions

- Slight colour and surface differences may occur due to slight differences in raw materials or surface treatment. The deck boards will fade by approx. 10% of the colour over the first 12 month period of being installed. At the end of this period the surface colour will stabilise.
- It is advisable to place the deck boards in the required installation site for 72 hours before you start the installation for them to acclimatize. The decking should not be installed in temperatures below 5°.
- We advise to use original accessories and parts from STORM to ensure warranty remains valid.
- There must be a space of at least 25mm between the ground and substructure. In case of insufficient ventilation any warranty will be invalidated. There should not be direct contact between the decking structure and the ground (grass, soil etc)
- Variations in temperatue and moisture uptake will result in expansion (about 0.3% to 0.5%).
- A strong and compacted base such as concrete is recommended.
- WPC products are not suitable for closed and moist environments such as sauna rooms etc.

Installation

Prepare the Substructure

- Ensure there is sufficient drainage below the deck area.
- Lay the sub frame with a slight gradient of 1% to 1.5% away from the walls, laid lengthways. Keep the sub frame set off any surrounding walls or other obstacles to allow for slight expansion.
- Keep the substructure at a maximum of 400mm centres (We recommend 350mm).
- The substructure should be fixed by expansion screws to the concrete at a distance of 300-400mm.
- To ensure each deck board has a full bearing each end, for runs lower than 5m, the subframes should overlap by a minimum of 100mm.
- If the deck boards have to be joined on the length, a second section of sub frame should be added.




Installation

WPC Product's expansion rate is around 0.3% to 0.5% depending on different weather conditions in different places, based on this expansion rate, there must always be a gap between 2 WPC products as follows:

- The distance of at least 30mm from walls or other obstacles to allow for expansion of the deck boards.
- Allow at least a 10mm gap on butt joints.
- **IMPORTANT:** When fixing the starter clips or the connecting clips, we recommend pre-drilling with a 2.5mm drill bit to prevent cracking or breaking the sub frame as WPC products have a high density.

Finishing

- There must be a gap at the joint between the 2 corner covers, calculated based on the expansion rate of 0.3% - 0.5% of the length.
- The distance between the fixing screws have to be a minimum of 300cm.
- When fitting the matching angle trim you can use STORMfix, a one part solvent free hybrid adhesive with a very high initial grab and no slip properties.



Expansion

The deck area can be finished with the Angle Trim product around the perimeter, this provides a neat finish to the deck. Allow the same expansion tolerances as the decking.

Maintenance

Stains;

Water stain marks can show on composite deck boards. There are 2 main types of water stains; both of which will generally disappear with exposure to general weathering.

1. Water stains from wood tannins will occur in the early life of your deck as the natural tannins come out of the wood fibres at the surface of the composite decking. This will happen in the early week of your deck being laid, and will depend on how exposed to the elements your deck is before the weathering process is complete. This type of stain can be more prominent when new decking is exposed to direct sunlight in the first few months of its life.
2. Water stains from water pooling or dripping can happen on composite decking just like it can with many other materials/surfaces such as timber decking, glass, laminated flooring etc. This can leave a "shoreline" effect. The visibility of the stain will be governed by factors such as how dirty the decking is and how quickly the water dries from the water pooling, clean as mentioned above. Again, this can be exaggerated in hotter weather.

Both types of marks/stains will disappear naturally over time unless, of course, you have a recurring problem that allows water to continually land on the composite decking. E.g. a drip from the gutter will continue to make marks.

Oil or cigarette stains etc can be very difficult to remove from the surface, avoid contact at all times.

We advise to let the composite decking weather naturally over time. However, we understand you want to be proud of your new deck once installed and if you feel the need to try and remove the marks yourself then wash with clean, hot water, this should wash away most. Do not wash your decking whilst it is still hot from a days sunshine.

1. Pour clean, hot water on the deck and let it sit for 5-10 minutes.
2. Work in with a soft bristle brush.
3. Pressure wash (at low pressure and wide fan) or rinse down in hot water (preferred option).
4. Squeegee water off the deck with a squeegee brush.
5. Mop up any wet areas with a clean sponge mop.

If water marks have been long standing they may require more hot water or repeated procedure.

IMPORTANT: Never use strong detergent or bleach based products.

Colour Difference

Sometimes you may see a colour difference in the composite decking boards, as they are produced in batches using natural products, and therefore there is no way to prevent this from happening.

Frequently Asked Questions

“What is WPC Decking?”

Wood Plastic Composite (WPC) Decking is a revolutionary decking with a unique composition to replicate wood without the maintenance and hazards of the traditional timber deck.

“What is WPC Decking used for?”

WPC Decking is used to provide a low maintenance outside area for the whole family to enjoy.

“What is the best thing about WPC Decking?”

The best thing about WPC Decking is that it is safe, easy to install, maintenance free and environmentally friendly.

“Why should end users use STORM’s WPC Decking?”

It offers a 10 year guarantee as well as offering 5 different colours, 2 designs and 2 different size lengths including a range of accessories.

“Who are the type of customers that commonly use WPC Decking?”

Builders, maintenance companies, landscapers and DIY are the types of people that would commonly use WPC Decking.

“Where is WPC Decking most commonly installed?”

WPC Decking would most commonly be installed in private homes, parks, recreation centres, caravan and camping sites and balconies.

“When should WPC Decking be considered? When should it be installed?”

WPC Decking should be considered when upgrading and renovating, installing new decking areas or extra clean, dry areas. WPC Decking can be installed anytime of the year but would advise during the spring to Autumn period due to generally finer weather conditions. Decking shouldn't be installed in temperatures lower than 5°.



Data Sheet

Physical Data	Requirements	Test Result
Hardness	>58HRR	61HRR
Moisture Content	<2%	0.3%
Modulus of Rupture	>20 Mpa	40 Mpa
Modulus of Elastivity	>1800 Mpa	3818 Mpa
Thickness of Swelling	>1%	0.4%
Size Change - Celefaction	+2.5%	-0.10%
Resistance to Wear	<0.08g/100r	0.077g/100r
Size Change H/L Temp.	+0.2%	-0.10%
Screw Holding Capability	>1000N	3120N
Standard - GB/T 24508-2009 Wood Plastic Composite		
Freeze Thaw Bending Load		
Resistance to Freeze Thaw	>80%	92%
Bending Load	>2500N	3258N

Overall Test Results	
Mean PTV or PTV _{corr} (Dry)	86
Mean PTV or PTV _{corr} (Wet)	42
Slip Potential (Dry)	Low
Slip Potential (Wet)	Low

WPC Decking Make-Up

60% Wood Fibre
 30% HDPE
 10% Chemicals (anti-uv agents, anti-fungal agents, colours, stabilisers etc)

Slip Test Report

The decking achieves an anti-slip/low risk surface in dry and wet conditions. A copy of the full slip-test report is available upon request.

B1 Fire Rating



Warranty

Southgate Plastics Ltd (hereinafter "STORM") warrants to the original purchaser that, for the period of time set forth in the following sentence, under normal use and service conditions that STORM WPC Decking products shall be free from material defects in workmanship and materials, shall not split, splinter, rot or suffer structural damage from termites or fungal decay. The term of such warranty shall be ten (10) years from the original purchase from STORM (in relation to the Replacement Proportion) and shall be installed and maintained according to the manufacturer's guidelines.

If a defect occurs within the warranty period, the purchaser must, within ten (10) working days from discovery of the claimed defect but no later than the end of warranty period, notify STORM in writing at the following e-mail and address:

sales@stormbuildingproducts.com

Southgate Plastics Ltd
Southgate House
Robins Drive
Bridgwater
Somerset
TA6 4DL

The Purchaser must include in this notification proof of purchase along with statement and photos explaining the defect and the date the products were installed. STORM may request additional information to assist with any necessary investigation. After reviewing all information and upon completion of an investigation, STORM shall make a determination with respect to the validity of such a claim. If STORM confirm the Purchaser's claim is valid, STORM's sole responsibility shall be to either replace the defective products or refund the portion of the purchase price paid by the Purchaser for any such defective products.

Other Costs

This warranty shall not cover and STORM shall not be responsible for costs and expenses incurred with respect to the removal of defective STORM WPC Decking products or the installation of replacement materials, including but not limited to labour and freight. STORM shall have no further liability of obligation except as expressly stated herein. Under no circumstances will STORM be liable for special, incidental or consequential damages, whether such damages are sought in contract, in tort (including but not limited to negligence and strict liability) or otherwise, and STORM's liability with respect to defective STORM WPC Decking products shall in no event exceed the replacement of such products or refund of the purchase price, as described above.



Replacement Proportion

After the original purchase date, the Purchaser's recovery shall be prorated in the following manner:

Year of Claim	Replacement Ratio (%)
1 - 3	100%
4 - 5	70%
6 - 7	50%
8 - 9	30%
10 +	10%

Exclusions

STORM does not warrant against and is not responsible for, and no implied warranty shall be deemed to cover, any condition attributable to:

1. Installation of STORM WPC Decking products and/or failure to avoid by STORM's installation guidelines, including but not limited to gapping;
2. Use of STORM's WPC Decking products beyond normal use and service conditions, or in an application not recommended by STORM's guidelines and local codes;
3. Movement, distortion, collapse or setting of the ground the supporting structure on which STORM WPC Decking products are installed;
4. Any act of God (such as, but not limited to, flooding, hurricane, earthquake, thunder and lightning, etc), environmental conditions (such as, but not limited to, air pollution, mould, mildew, etc), staining from foreign substances (such as, but not limited to, dirt, grease, oil, etc) or normal weathering;
5. Slight variations or changes in colour of STORM WPC Decking products;
6. Handling, storage, abuse or neglect of STORM WPC Decking products by Purchaser;
7. Decay caused by fasteners;
8. Ordinary wear and tear.

This warranty may not be altered or amended except in a written instruction signed by STORM and the Purchaser. No person or entity is authorised by STORM to make and STORM shall not be bound by any statement or representation as to the quality or performance of STORM WPC Decking products other than contained in this warranty.



Delivery Requirements

At STORM, we are passionate about customer service and in order to ensure that you receive the very best STORM experience, the below sets out our requirements regarding delivery of STORM WPC Decking products:

- Deliveries must be provided with a full address, site contact and telephone number.
- Access for an 18T vehicle for a kerbside delivery (not on a single carriageway).
- All deliveries will require either a forklift or to be handballed.
- Someone to be on site between 08:00am – 06:00pm to receive and assist with the delivery. (Handball delivery will require an able-bodied person due to the weight and length of these products)
- Maximum offloading time of 15 minutes.

Failure to comply with the above requirements may result in the delivery not being able to be fulfilled safely resulting in rescheduling the delivery where additional charges would apply.

Service

We pride ourselves in being able to offer **FROM** a Next Day service on STORM WPC Decking products on our own specialised vehicle fleet.

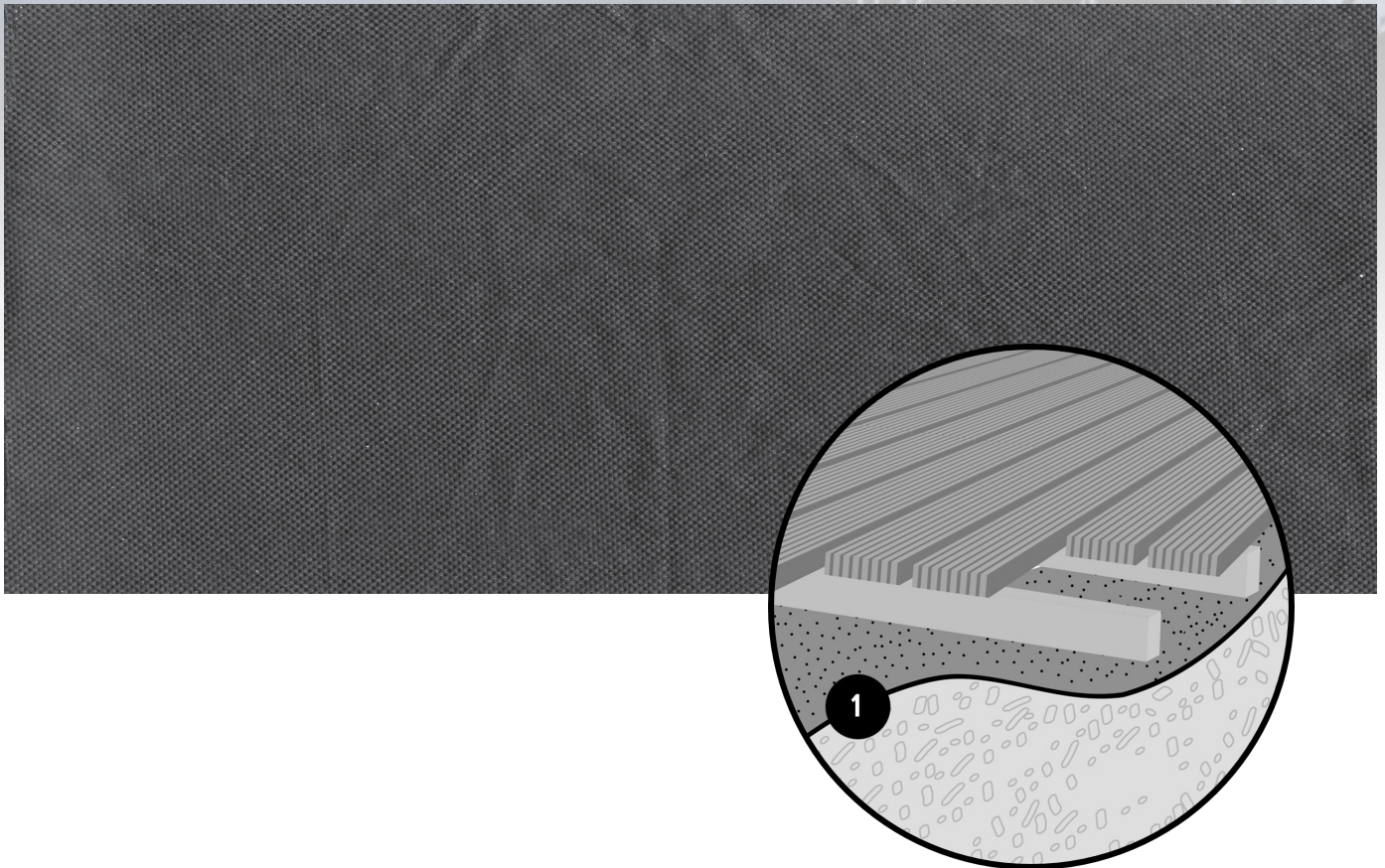
Please note that, due to volumetric/weight capacity across our fleet, larger orders may result in a small delay until the following delivery day for your geographical area.

Whilst we always aim to deliver your products to you on time and in perfect condition, we also suggest that you don't schedule any installation work until after the goods have arrived. This is just in case there are any holdups, or if you need to resolve any technical questions or order additional items. When signing for your delivery, please check your products thoroughly before the delivery driver leaves as your signature indicates that your order has been delivered in good condition. If there are any problems with your order please notify us as soon as possible so that we may be able to rectify the situation.

WeedTex

WeedTex is a standard duty weed control fabric offering very effective weed suppression for many different applications as WeedTex prevents weeds getting the daylight they need to grow. WeedTex is ideal for use beneath garden decking and decorative borders.

Product Code	Product Description	Width	Length
WTEX-210	Weed Control Fabric Pack	2m	10m
WTEX-225	Weed Control Fabric Roll	2m	25m



Images and colours shown in this brochure are for illustrative purposes only as printing does not allow 100% accuracy transfer for true colour to be reproduced.



