



JLAB AUDIO  
TALK USB  
MICROPHONE

We love that you are rocking JLab Audio!  
We take pride in our products and fully stand behind them.



#### YOUR WARRANTY

All warranty claims are subject to JLab Audio authorization and at our sole discretion. Retain your proof of purchase to ensure warranty coverage.



#### CONTACT US

Reach out to us at [support@jlabaudio.com](mailto:support@jlabaudio.com) or visit [jlabaudio.com/contact](http://jlabaudio.com/contact)

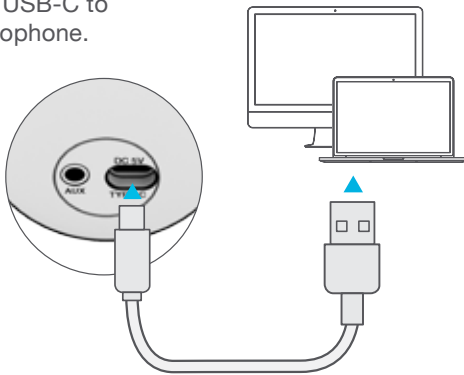
### REGISTER TODAY

[jlabaudio.com/register](http://jlabaudio.com/register)

[Product updates](#) | [How-to tips](#)  
[FAQs & more](#)


## SETUP

- 1 Connect USB-C to Talk microphone.



Connect to your PC or Mac USB INPUT.

- 2 Enter your PC or Mac settings to make sure connection is established.



### 3 SETUP TALK with PC / MAC

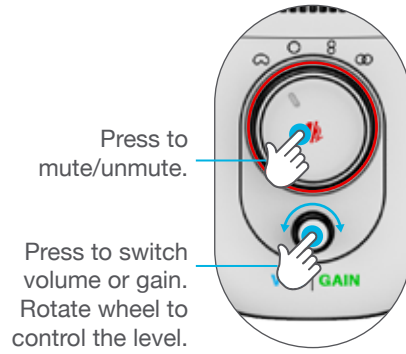
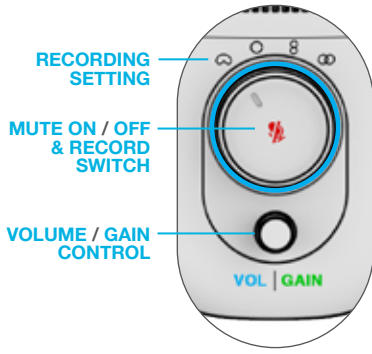
#### SETUP TALK WITH PC (WINDOWS 7, 8, or 10)

1. From the Start menu, select the Control Panel.
2. From the Control Panel, select the Sound icon.
3. Select the Recording tab and select "JLab Talk".
4. Select the Playback tab and select "JLab Talk".

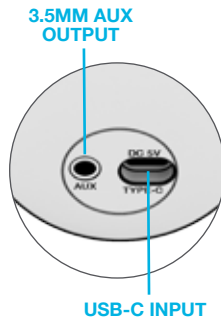
#### SETUP TALK WITH MAC (macOS 10.10 or HIGHER)

1. Open System Preferences and select the Sound icon.
2. Select the Input tab and select "JLab Talk".
3. Select Output tab and select "JLab Talk".
4. From this screen, set the Output volume to desired level.

## CONTROLS



## BOTTOM



**CARDIOID**  
Record front



**OMNI**  
Record all surroundings

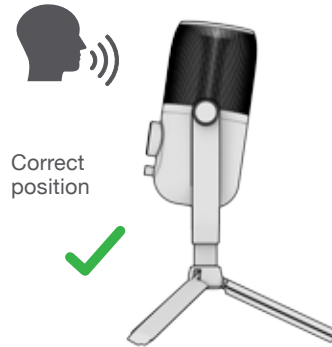
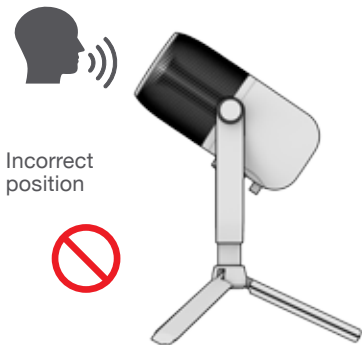


**STEREO**  
Record left & right channel



**BIDIRECTIONAL**  
Record front & back channel

## IN USE



- The Talk works with almost any recording software installed on macOS, Windows, or Linux. Review in your software's setting and adjust accordingly.
- No additional drivers/software are needed for the Talk. Simply plug in and setup in device settings.
- Talk will not work through a power bank/battery pack. It will only work with USB-A input with an operating system.



[Shop products](#) | [Product alerts](#) | [Burn-in your headphones](#)

JLab Audio + Burn-in Tool

