


4 adjusting the depth & height

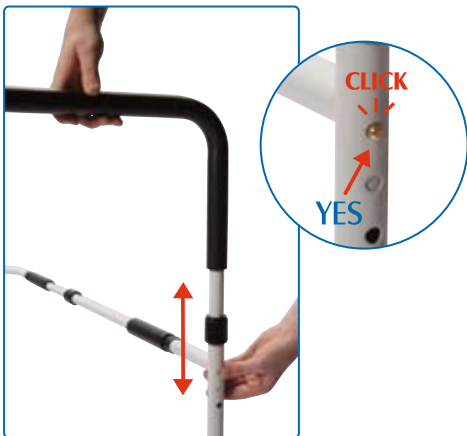
depth adjustment



leg adjustment



height adjustment



secure to bed frame with strap



TO AVOID SERIOUS INJURY, ENSURE THAT THE ADJUSTMENT KNOBS HAVE BEEN SECURELY TIGHTENED AND THAT THE SNAP BUTTONS ARE SECURELY IN PLACE.




bed support rail assembly instructions



fast and easy assembly,
no tools required

se ensambla de
forma sencilla,
rápida y sin
herramientas



Carex Health Brands

1

part check

support rail



support rail legs



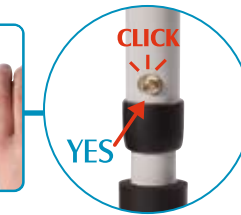

underbed frame



strap




underbed assembly (continued)



2

underbed assembly



TO AVOID SERIOUS INJURY, ENSURE THAT THE ADJUSTMENT KNOBS HAVE BEEN SECURELY TIGHTENED.

support rail assembly

3



TO AVOID SERIOUS INJURY, ENSURE THAT THE ADJUSTMENT KNOBS HAVE BEEN SECURELY TIGHTENED AND THAT THE SNAP BUTTONS ARE SECURELY IN PLACE.