



Carex Health Brands



**Mobility & Comfort for
your active lifestyle**

Carex Health Brands • Sioux Falls, SD • www.carex.com
Phone 800.526.8051 • 42-A22200_07 ©2015

Rolling Walker

Provides added stability while walking



Carex Health Brands

1 Part Check

6 Installing Backrest



2 Handles



1 Backrest



6 Hand screws



2 Front wheels




2 Rear wheels



6 Bolts with plastic washers

Note: actual items may vary slightly from what is shown.

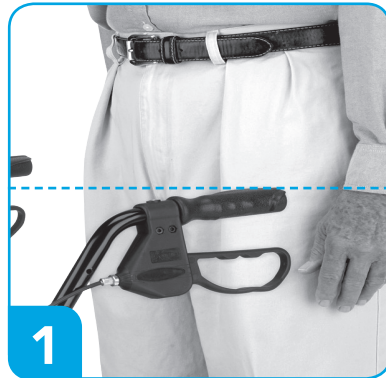


1



2




5 Adjusting the handles




2 Front wheel assembly




3 Rear wheel & brake assembly



Brake Assembly



4 Unfolding walker & installing handles



See image below:
Handle brakes lock for safety.

- Squeeze handle to brake
- Press handle down to engage lock