

# OPERATING PROCEDURE



The following rules **must** be observed when using the ProVap GumCart

- **Always** Check daily before use that the power supply cable, plug and sockets are in good condition; check for visible signs of damage (do not use if damaged)
- **Always** Follow the correct procedure when filling the water reservoirs
- **Always** Wear full PPE when working in confined spaces - mask, goggles, gloves & overalls
- **Never** allow any part of the ProVap GumCart to be immersed in water
- **Never** allow children, inexperienced, untrained or unauthorised people access to the ProVap GumCart

## Operating Procedures on the ProVap GumCart



Open front cover




Remove black/red water reservoir cap and fill with clean cold tap water




Fill grey/red cap chemical tank with manufacturers approved chemical if required\*



Plug machine into a suitable electric socket and press top section of green on/off switch



After a few seconds press top section of Orange Boiler switch



Allow 5 mins for the machine to heat up. The machine is ready when the Green Indicator light illuminates




Open the front panel and connect the steam hose with the red button facing up. Push firmly and the hose will click into place



Use right switch to release steam


Press & hold to select required level



## Operating ProVap GumCart —Continued:



Use left switch to activate chemical Injection.  
Detergent pump will dose automatically every second



Light will illuminate



Select the appropriate accessory for the job in hand

## Refilling the ProVap GumCart



This light, when illuminated, indicates the chemical tank needs refilling



This light, when illuminated, indicates the water reservoir needs refilling



"The buyer shall take responsibility for the environmentally safe and legal disposal of the product at the end of life and in accordance with the requirements of the WEEE Regulations 2006. In the case of the UK as described in Regulation 9 (2) of the WEEE Regulations 2006 the buyer agrees to be responsible for providing disposal facilities for non household products."

\*The Gumcart is only approved for use with the GumBusters approved detergent. This is available as either a RTU (Ready To Use) detergent (C00001) or a Concentrate. (C00014)  
Dilute 2 litres Concentrated detergent with 8 litres of water. Only detergent supplied by OspreyDeepclean may be used with this machine.