



GB Eco Quick Start Guide

Charging the GB Eco



Ensure the Machine Isolator switch & the BOILER switches are both in the OFF position and no light is showing for the battery level.



Connect the charger to the GB Eco using the socket at the rear of the machine.

Connect the charger to a 230volt / 3 pin standard plug socket

Ensure the machine is clearly labelled **"Battery Charging! Do Not Use!"**

A full charge will take approx. 10 hours.
Once charged remove the charger from the machine and the machine is ready for use.



The GB Eco is fitted with an orange ON/OFF light and 2 warning lights

If the yellow light illuminates, switch off the GB1 and add detergent and water


If the red light illuminates switch machine off and do not use until it has been inspected by qualified personnel

Always store the battery charger in a cool dry place when not in use and protect from the elements.

Operating Instructions



Always ensure the GB Eco has been adequately charged by checking the battery level. Green indicates adequate batter charge, red indicates low battery. Failure to fully charge the unit will result in a shortened working day



Ensure the brass brush is adequate for work, if not, remove & replace



Open the black detergent tank lid and fill with the GumBusters chewing gum detergent and cold clean tap water or our pre diluted detergent*



Turn the Isolator switch to the ON position and press the Boiler ON button once, the orange light will illuminate. Wait for the steam to begin flowing (2-3 minutes) and the GB Eco is ready for use in approx. 5 minutes.

The GB Eco has been designed to be left in the ON position for up to 6 hours a day. It need only be switched off when it is idle and no in use for periods of 15 minutes or more. Please refer to the operator's manual for full health & safety details.

* The machine is only approved for use with the GumBusters approved detergent. This is available as either a RTU (Ready To Use) detergent or a Concentrate. Dilute 1 litres Concentrated detergent with 4 litres of water in a suitable container before adding to GB Eco. Only detergent supplied by OspreyDeepclean may be used with the GB Eco