



SAMMY FLOOR LAMP

**Classic retro look
floor lamp.**



The Sammy floor lamp is the classic staple for your office with its adjustable chrome neck, that allows it to be moved in many directions.

- Provides an ample spread of direct light, perfect for adding to your workspace or reading area
- Easily direct the light using the adjustable chrome neck so you can angle it to the right position for your needs
- Compact and lightweight design is ideal for small spaces and can be moved around with ease
- Turns on and off using an in-line cord switch.
- Uses most E27 globes, 28W max (globe not included)
- Quick and easy Do-It-Yourself installation
- Australian approved 1.8m cable and plug

APPLICATIONS

- Ideal for reading, study or to increase light at your work station office or nook.





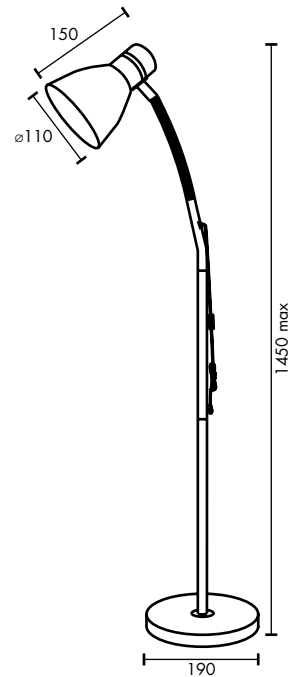
SAMMY FLOOR LAMP





TECHNICAL SPECIFICATIONS

Operating voltage:	240V / 50Hz
Class:	Class II (2)
Wattage:	28W Max
Base Type:	Edison Screw E27
Switch:	In-line on/off toggle
Construction:	Powdercoated base, stem and head Chrome neck highlights
Plug and Cord:	2-Pin, 1.8m length
Warranty:	2 year replacement
Standards:	AS/NZS 60598.1 AS/NZS 60598.2.4

INSTALLATION

Do-It-Yourself



	MODEL	COLOUR	DESCRIPTION	BOX SIZE	GROSS WEIGHT	BOX QTY	BARCODE/TUN
RETAIL BOX	21421/05	Matt White	Sammy Floor Lamp	W125 x H205 x D50 mm	2.700 kg	1 pc	 9 312641 214212 >
OUTER CTN	21421/05	Matt White	Sammy Floor Lamp		10.80 kg	4 pc	 19312641214219
RETAIL BOX	21421/06	Matt Black	Sammy Floor Lamp	W125 x H205 x D50 mm	2.700 kg	1 pc	 9 312641 214229 >
OUTER CTN	21421/06	Matt Black	Sammy Floor Lamp		10.80 kg	4 pc	 19312641214226