

# LED FIRE SM CORE IP65

Core Surface Mounted IP65 Emergency Luminaire

## FEATURES

- Non-maintained operation
- Fully compliant (AS/NZS 2293)
- Weatherproof IP65 rating
- Low energy consumption (avg. 0.4W)
- Wall, ceiling and rod mounting (with rod mount kit)
- High quality LiFePO4 battery
- Available in black or white



ORDERING INFORMATION	
Order code	11547
Description	Ledfire Core Surface Mount IP65 - Black - D50
Driver Type	Fixed output
Item Code	EV-LED FIRE-SM-CORE-IP65-B

MECHANICAL	
Body Material	Polycarbonate
Fitting Colour	Black
Installation Type	Surface mount
IP Rating	IP65

ELECTRICAL	
Electrical Rating	Class II
Input Frequency	50 Hz
Input voltage	230Vac
In Australia the Input voltage is defined as 230Vac -6%/+10%. This effectively means that the voltage range of these products are 216Vac - 253Vac or 240V +6%	
Maximum Wattage	2 W
Standby Power	0.4 W
Standby power for non-maintained/switched maintained emergency devices is measured when the light is off and the charger is in standby mode. For maintained emergency devices, standby power is measured when the light is on and the charger is in standby mode. Typically, charging occurs for the first 16 hours after the device is powered or after a battery discharge.	
Working Temp Range	0 to 40 °C

DRIVER	
Driver Included	Yes
Integrated Driver	Yes
Driver Type	Fixed output
Wiring Type	Re-wireable terminal block (3 pin)

EMERGENCY (EM SUFFIX)	
Replacement Battery Code	13845
Emergency Classification	C0:D50, C90:D50
Emergency Duration	90 mins
Emergency Lumen Output	250 lm
Emergency Mode	Non-Maintained
Emergency Output Power	1650 mW

COMPLIANCE	
Product Design Life	6 years
The product design life relates to the total product life which includes LEDs, drivers and the enclosure. This is different to the LED lifetime which only refers to the economical lifetime of the LEDs at which time the lumen output has dropped below the L Value. The product design life is calculated at the maximum ambient or working temperature of the product and takes into account the Daily Use.	
Standards	AS/NZS 60598.1 AS 60598.2.22 AS/NZS 61347.1 AS/NZS 61347.2.13 AS CISPR 15 AS/NZS 2293.3

## WARRANTY

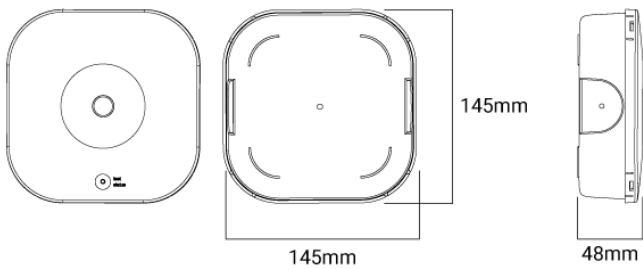
Commercial Use Warranty 5 RTB (Total 5 Years)

## DIMENSIONS

Product Height	48 mm
Product Length	145 mm
Product Width	145 mm

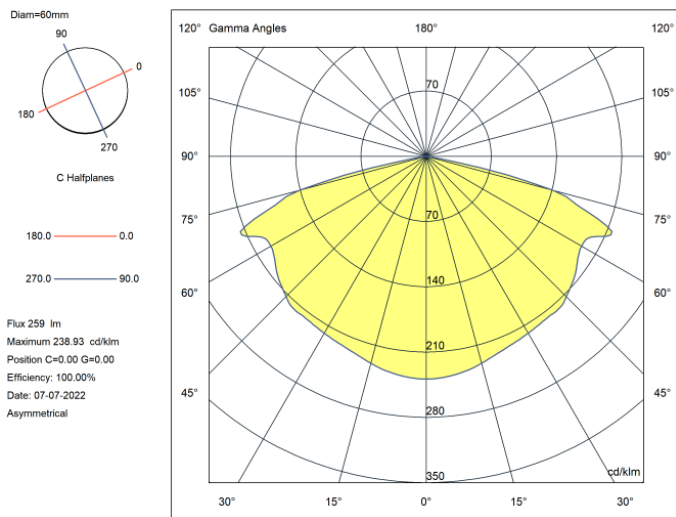
## LINE DRAWINGS

EV/LED FIRE/SM/CORE/IP65



## PHOTOMETRICS

EV/LED FIRE/SM/CORE/IP65



# LED FIRE SM CORE IP65

Core Surface Mounted IP65 Emergency Luminaire

## FEATURES

- Non-maintained operation
- Fully compliant (AS/NZS 2293)
- Weatherproof IP65 rating
- Low energy consumption (avg. 0.4W)
- Wall, ceiling and rod mounting (with rod mount kit)
- High quality LiFePO4 battery
- Available in black or white



ORDERING INFORMATION	
Order code	11546
Description	Ledfire Core Surface Mount IP65 - D50
Driver Type	Fixed output
Item Code	EV-LED FIRE-SM-CORE-IP65

MECHANICAL	
Body Material	Polycarbonate
Fitting Colour	White
Installation Type	Surface mount
IP Rating	IP65

ELECTRICAL	
Electrical Rating	Class II
Input Frequency	50 Hz
Input voltage	230Vac
In Australia the Input voltage is defined as 230Vac -6%/+10%. This effectively means that the voltage range of these products are 216Vac - 253Vac or 240V +6%	
Maximum Wattage	2 W
Standby Power	0.4 W
Standby power for non-maintained/switched maintained emergency devices is measured when the light is off and the charger is in standby mode. For maintained emergency devices, standby power is measured when the light is on and the charger is in standby mode. Typically, charging occurs for the first 16 hours after the device is powered or after a battery discharge.	
Working Temp Range	0 to 40 °C

DRIVER	
Driver Included	Yes
Integrated Driver	Yes
Driver Type	Fixed output
Wiring Type	Re-wireable terminal block (3 pin)

EMERGENCY (EM SUFFIX)	
Replacement Battery Code	13845
Emergency Classification	C0:D50, C90:D50
Emergency Duration	90 mins
Emergency Lumen Output	250 lm
Emergency Mode	Non-Maintained
Emergency Output Power	1650 mW

COMPLIANCE	
Product Design Life	6 years
The product design life relates to the total product life which includes LEDs, drivers and the enclosure. This is different to the LED lifetime which only refers to the economical lifetime of the LEDs at which time the lumen output has dropped below the L Value. The product design life is calculated at the maximum ambient or working temperature of the product and takes into account the Daily Use.	
Standards	AS/NZS 60598.1 AS 60598.2.22 AS/NZS 61347.1 AS/NZS 61347.2.13 AS CISPR 15 AS/NZS 2293.3

## WARRANTY

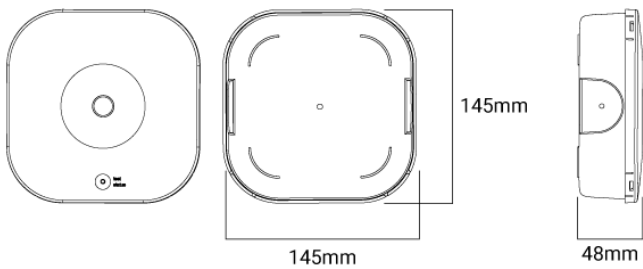
Commercial Use Warranty 5 RTB (Total 5 Years)

## DIMENSIONS

Product Height	48 mm
Product Length	145 mm
Product Width	145 mm

## LINE DRAWINGS

EV/LED FIRE/SM/CORE/IP65



## PHOTOMETRICS

EV/LED FIRE/SM/CORE/IP65

