

AT9441

AT9441/ES/DL

7W Stick T38 LED Lamps. Non dimmable. Frosted lens.



ORDERING INFORMATION

Order code	13376
Description	7W T38 LED STICK LAMP E27 DL NON-DIMMABLE FROSTED
Item Code	AT9441/ES/DL

ELECTRICAL

Input Frequency	50 Hz
Input voltage	230Vac
In Australia the Input voltage is defined as 230Vac -6%/+10%. This effectively means that the voltage range of these products are 216Vac - 253Vac or 240V +6%	
Maximum Wattage	6.6 W
Power Factor	0.5
System Max Wattage	7 W

LAMP

Beam Angle	240 °
Bulb Type	T38
CCT Configuration	Single
CRI	>80
Globe Base	E27
Lamp/LED Current	21 mA
Lamp/LED voltage	272 V

COLOUR TEMPERATURE

CCT	5700 K
CCT Colour	Daylight
LED Wattage	5.7 W
System Lumens	806 lm
All photometric data has a tolerance of $\pm 10\%$.	

DRIVER

Dimmable	No
-----------------	----

COMPLIANCE

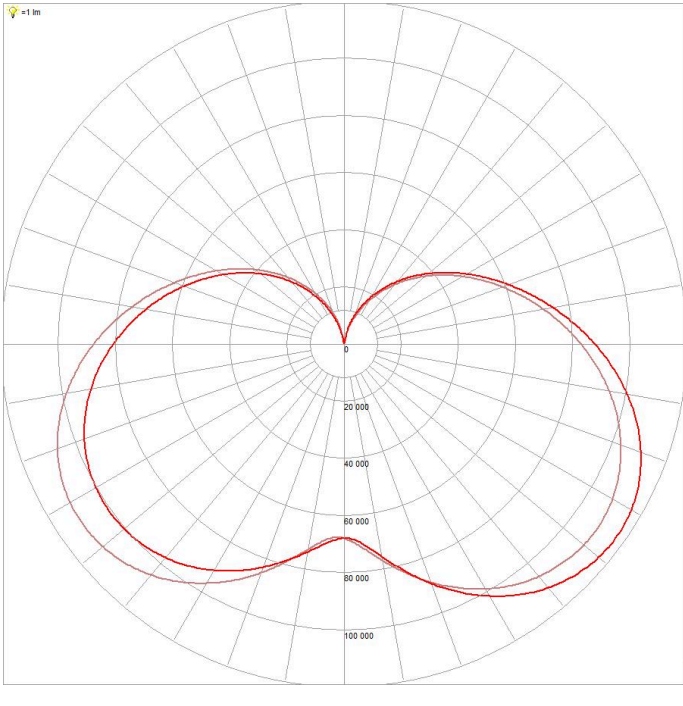
Standards	AS/NZS 62560 IEC/TR 62778 AS CISPR 15
------------------	---

DIMENSIONS

Product Height	116 mm
Product Width	38 mm

PHOTOMETRICS

AT9441/ES/DL



AT9441

AT9441/BC/WW

7W Stick T38 LED Lamps. Non dimmable. Frosted lens.



ORDERING INFORMATION

Order code	13371
Description	7W T38 LED STICK LAMP B22 WW NON-DIMMABLE FROSTED
Item Code	AT9441/BC/WW

ELECTRICAL

Input Frequency	50 Hz
Input voltage	230Vac
In Australia the Input voltage is defined as 230Vac -6%/+10%. This effectively means that the voltage range of these products are 216Vac - 253Vac or 240V +6%	
Maximum Wattage	6.6 W
Power Factor	0.5
System Max Wattage	7 W

LAMP

Beam Angle	240 °
Bulb Type	T38
CCT Configuration	Single
CRI	>80
Globe Base	B22 / BC
Lamp/LED Current	21 mA
Lamp/LED voltage	272 V

COLOUR TEMPERATURE

CCT	3000 K
CCT Colour	Warm White
LED Wattage	5.7 W
System Lumens	806 lm
All photometric data has a tolerance of ±10%.	

DRIVER

Dimmable	No
-----------------	----

COMPLIANCE

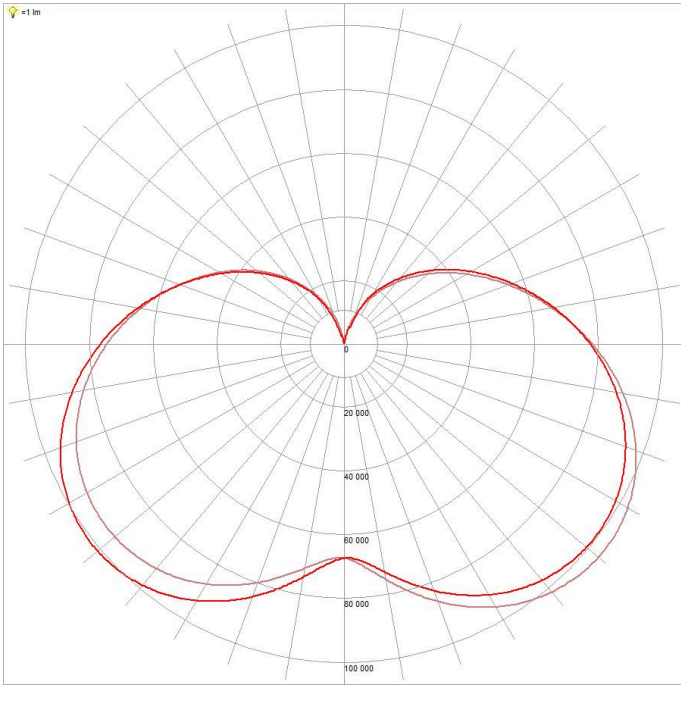
Standards	AS/NZS 62560 IEC/TR 62778 AS CISPR 15
------------------	---

DIMENSIONS

Product Height	116 mm
Product Width	38 mm

PHOTOMETRICS

AT9441/BC/WW



AT9441

AT9441/BC/CW

7W Stick T38 LED Lamps. Non dimmable. Frosted lens.



ORDERING INFORMATION

Order code	13372
Description	7W T38 LED STICK LAMP B22 CW NON-DIMMABLE FROSTED
Item Code	AT9441/BC/CW

ELECTRICAL

Input Frequency	50 Hz
Input voltage	230Vac
In Australia the Input voltage is defined as 230Vac -6%/+10%. This effectively means that the voltage range of these products are 216Vac - 253Vac or 240V +6%	
Maximum Wattage	6.6 W
Power Factor	0.5
System Max Wattage	7 W

LAMP

Beam Angle	240 °
Bulb Type	T38
CCT Configuration	Single
CRI	>80
Globe Base	B22 / BC
Lamp/LED Current	21 mA
Lamp/LED voltage	272 V

COLOUR TEMPERATURE

CCT	4000 K
CCT Colour	Cool White
LED Wattage	5.7 W
System Lumens	806 lm
All photometric data has a tolerance of ±10%.	

DRIVER

Dimmable	No
-----------------	----

COMPLIANCE

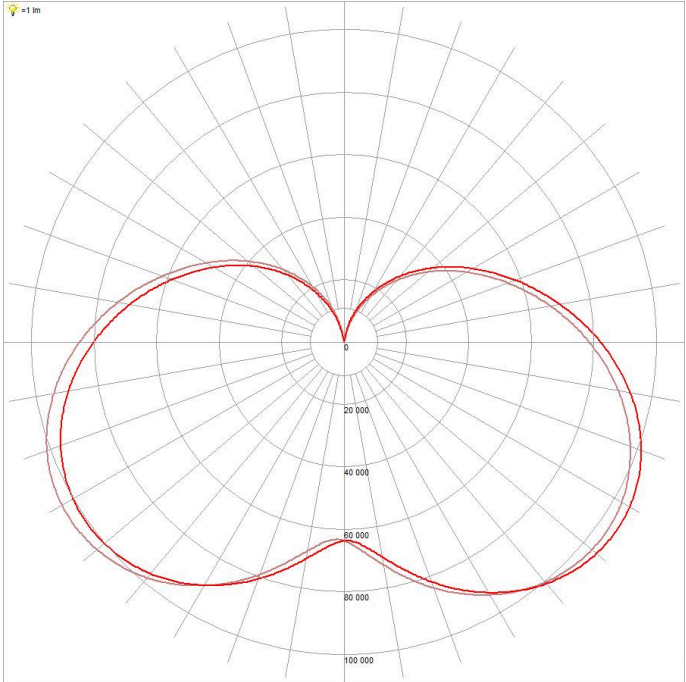
Standards	AS/NZS 62560 IEC/TR 62778 AS CISPR 15
------------------	---

DIMENSIONS

Product Height	116 mm
Product Width	38 mm

PHOTOMETRICS

AT9441/BC/CW



AT9441

AT9441/BC/DL

7W Stick T38 LED Lamps. Non dimmable. Frosted lens.



ORDERING INFORMATION

Order code	13373
Description	7W T38 LED STICK LAMP B22 DL NON-DIMMABLE FROSTED
Item Code	AT9441/BC/DL

ELECTRICAL

Input Frequency	50 Hz
Input voltage	230Vac
In Australia the Input voltage is defined as 230Vac -6%/+10%. This effectively means that the voltage range of these products are 216Vac - 253Vac or 240V +6%	
Maximum Wattage	6.6 W
Power Factor	0.5
System Max Wattage	7 W

LAMP

Beam Angle	240 °
Bulb Type	T38
CCT Configuration	Single
CRI	>80
Globe Base	B22 / BC
Lamp/LED Current	21 mA
Lamp/LED voltage	272 V

COLOUR TEMPERATURE

CCT	5700 K
CCT Colour	Daylight
LED Wattage	5.7 W
System Lumens	806 lm
All photometric data has a tolerance of $\pm 10\%$.	

DRIVER

Dimmable	No
-----------------	----

COMPLIANCE

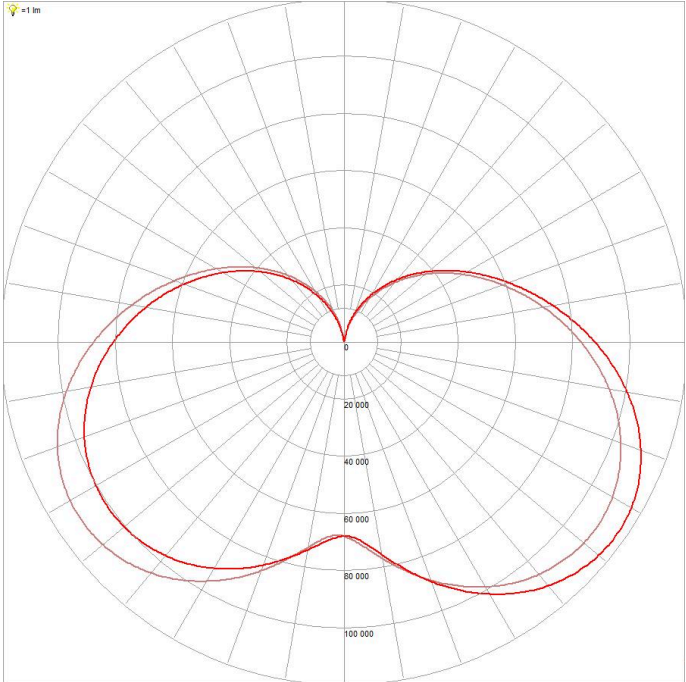
Standards	AS/NZS 62560 IEC/TR 62778 AS CISPR 15
------------------	---

DIMENSIONS

Product Height	116 mm
Product Width	38 mm

PHOTOMETRICS

AT9441/BC/DL



AT9441

AT9441/ES/WW

7W Stick T38 LED Lamps. Non dimmable. Frosted lens.



ORDERING INFORMATION

Order code	13374
Description	7W T38 LED STICK LAMP E27 WW NON-DIMMABLE FROSTED
Item Code	AT9441/ES/WW

ELECTRICAL

Input Frequency	50 Hz
Input voltage	230Vac
In Australia the Input voltage is defined as 230Vac -6%/+10%. This effectively means that the voltage range of these products are 216Vac - 253Vac or 240V +6%	
Maximum Wattage	6.6 W
Power Factor	0.5
System Max Wattage	7 W

LAMP

Beam Angle	240 °
Bulb Type	T38
CCT Configuration	Single
CRI	>80
Globe Base	E27
Lamp/LED Current	21 mA
Lamp/LED voltage	272 V

COLOUR TEMPERATURE

CCT	3000 K
CCT Colour	Warm White
LED Wattage	5.7 W
System Lumens	806 lm
All photometric data has a tolerance of $\pm 10\%$.	

DRIVER

Dimmable	No
-----------------	----

COMPLIANCE

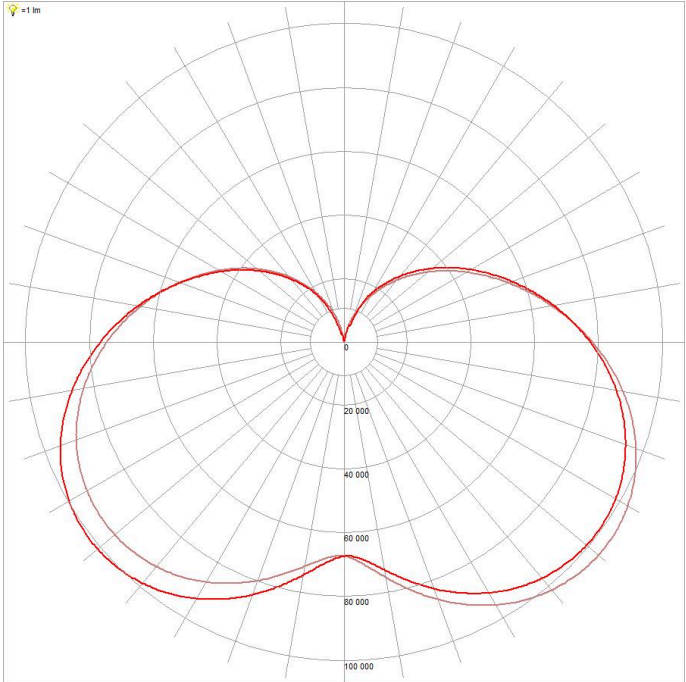
Standards	AS/NZS 62560 IEC/TR 62778 AS CISPR 15
------------------	---

DIMENSIONS

Product Height	116 mm
Product Width	38 mm

PHOTOMETRICS

AT9441/ES/WW



AT9441

AT9441/ES/CW

7W Stick T38 LED Lamps. Non dimmable. Frosted lens.



ORDERING INFORMATION

Order code	13375
Description	7W T38 LED STICK LAMP E27 CW NON-DIMMABLE FROSTED
Item Code	AT9441/ES/CW

ELECTRICAL

Input Frequency	50 Hz
Input voltage	230Vac
In Australia the Input voltage is defined as 230Vac -6%/+10%. This effectively means that the voltage range of these products are 216Vac - 253Vac or 240V +6%	
Maximum Wattage	6.6 W
Power Factor	0.5
System Max Wattage	7 W

LAMP

Beam Angle	240 °
Bulb Type	T38
CCT Configuration	Single
CRI	>80
Globe Base	E27
Lamp/LED Current	21 mA
Lamp/LED voltage	272 V

COLOUR TEMPERATURE

CCT	4000 K
CCT Colour	Cool White
LED Wattage	5.7 W
System Lumens	806 lm
All photometric data has a tolerance of $\pm 10\%$.	

DRIVER

Dimmable	No
-----------------	----

COMPLIANCE

Standards	AS/NZS 62560 IEC/TR 62778 AS CISPR 15
------------------	---

DIMENSIONS

Product Height	116 mm
Product Width	38 mm

PHOTOMETRICS

AT9441/ES/CW

