

General Lighting

SURFACE

GU10 Surface Mounted Downlights

- Input voltage range: 220-240V
- Housing: powder coated aluminium
- Mounting plate: aluminium
- Fitting colours: matte black and matte white
- SURFACE22-25: 15° tilt/ adjustable
- Lamp holder: GU10 (Max.50W halogen globe)
- Globe not included
- Flex & plug not included

GU10	IP20 Rated	2YEAR Replacement Warranty
------	----------------------	---



SURFACE17A



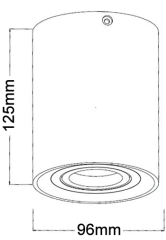
SURFACE18A



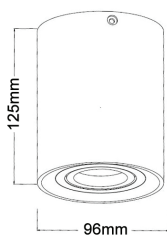
SURFACE22



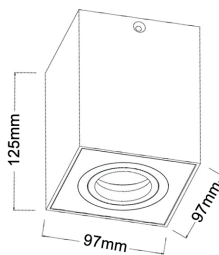
SURFACE23



SURFACE17A&18A



SURFACE22-23



SURFACE24-25



SURFACE24



SURFACE25

Part No.	Description	Lamp Holder	Max. Wattage	Barrell	Box Weight	Box Dimensions	Carton QTY
SURFACE17A	D/L GU10 (Max 50W HAL) S/M Matt WH RND	GU10	50W	Ø96x125mm	0.44kg	11x10.5x13cm	1/30
SURFACE18A	D/L GU10 (Max 50W HAL) S/M Matt BLK RND	GU10	50W	Ø96x125mm	0.44kg	11x10.5x13cm	1/30
SURFACE22	D/L GU10 (Max 50W HAL) S/M Gimbal Matt WH RND	GU10	50W	Ø96x125mm	0.48kg	11x10.5x13cm	1/20
SURFACE23	D/L GU10 (Max 50W HAL) S/M Gimbal Matt BLK RND	GU10	50W	Ø96x125mm	0.48kg	11x10.5x13cm	1/20
SURFACE24	D/L GU10 (Max 50W HAL) S/M Gimbal Matt WH SQ	GU10	50W	97x97x125mm	0.58kg	11x10.5x13cm	1/20
SURFACE25	D/L GU10 (Max 50W HAL) S/M Gimbal Matt BLK SQ	GU10	50W	97x97x125mm	0.58kg	11x10.5x13cm	1/20