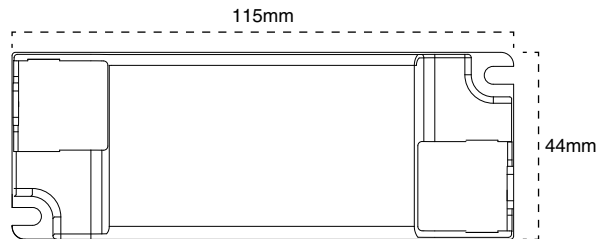


INSTRUCTION MANUAL 36W DIMMABLE LED DRIVER AT9661

Dimmable with leading or trailing edge dimmer.



Product Specification

Voltage	220-240V~ 50Hz
Wattage	36W
Working temperature	-10°C - 45°C
IP Rating	IP20
Electrical classification	Class II
Output	30 - 40Vdc 900mA
Dimmable	Yes
Dimensions	115 x 44 x 21mm

Product Range

SKU	Code	Description
11466	AT9660	20W Dimmable LED Driver
11467	AT9661	36W Dimmable LED Driver

SAFETY INFORMATION

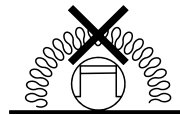
Read instructions carefully before installation. Failure to follow instructions may result in electric shock, fire and/or serious injury.

Save these instructions

- Do not attempt to install this product if the unit or cord is damaged – return the product to the retailer for replacement
- If the external flexible cable or cord of this luminaire is damaged, it shall be exclusively replaced by the manufacturer or his service agent or a similar qualified person in order to avoid a hazard.
- Driver ratings and parameters must be observed
- For use with LED modules only

This product may contain substances that can be hazardous to the environment if not disposed of properly. Electrical and electronic equipment should never be disposed of with general household waste but must be separated of it's correct treatment and recovery. Where possible recycle your packaging. Please keep these instructions safe for future reference.

Risk of Fire



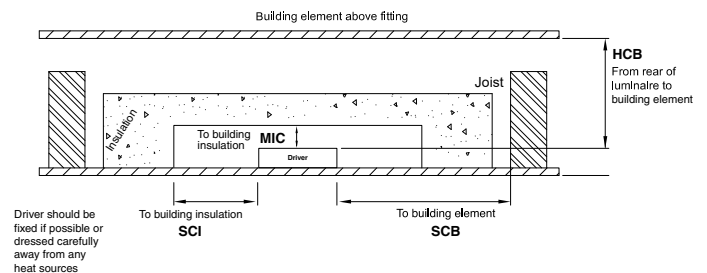
An independent controlgear that can be used where normally flammable materials, including building insulation, are or may be present, but cannot be abutted against any material and cannot be covered in normal use.

HCB = Minimum distance between the top of the recessed luminaire and any building element above it.

MIC = Minimum distance between the top of the recessed luminaire and the building insulation above it.

SCB = Minimum distance between the side of the recessed luminaire and any building element.

SCI = Minimum distance between the recessed luminaire and any building insulation.



Risk of Fire - Required clearance from structural members and building elements.

BUILDING INSULATION MUST NOT COVER THIS LUMINAIRE.

HCB: 25mm MIC: 10mm SCB: 25mm SCI: 15mm



Warning: Risk of overheating or fire if the clearance distances are compromised.

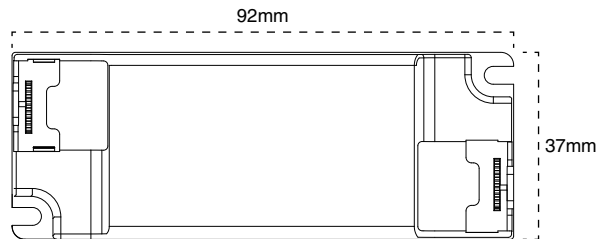
Atom is a registered brand of Evolt Pty Limited.

For further information please call Evolt's head office on 1300 4EVOLT (438 658).
Evolt Pty Limited PO BOX 271 KINGSGROVE NSW 1480
ABN 83 112 123 529

Due to changes in industry standards and Evolt's policy of continual product development, product specifications are subject to change without notice. Images are for illustrative purposes only.

INSTRUCTION MANUAL 20W DIMMABLE LED DRIVER AT9660

Dimmable with leading or trailing edge dimmer.



Product Specification

Voltage	220-240V~ 50Hz
Wattage	20W
Working temperature	-10°C - 45°C
IP Rating	IP20
Electrical classification	Class II
Output	30 - 40Vdc 550mA
Dimmable	Yes
Dimensions	92 x 37 x 21mm

Product Range

SKU	Code	Description
11466	AT9660	20W Dimmable LED Driver
11467	AT9661	36W Dimmable LED Driver

SAFETY INFORMATION

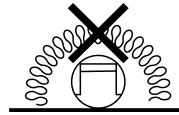
Read instructions carefully before installation. Failure to follow instructions may result in electric shock, fire and/or serious injury.

Save these instructions

- Do not attempt to install this product if the unit or cord is damaged – return the product to the retailer for replacement
- If the external flexible cable or cord of this luminaire is damaged, it shall be exclusively replaced by the manufacturer or his service agent or a similar qualified person in order to avoid a hazard.
- Driver ratings and parameters must be observed
- For use with LED modules only

This product may contain substances that can be hazardous to the environment if not disposed of properly. Electrical and electronic equipment should never be disposed of with general household waste but must be separated of it's correct treatment and recovery. Where possible recycle your packaging. Please keep these instructions safe for future reference.

Risk of Fire



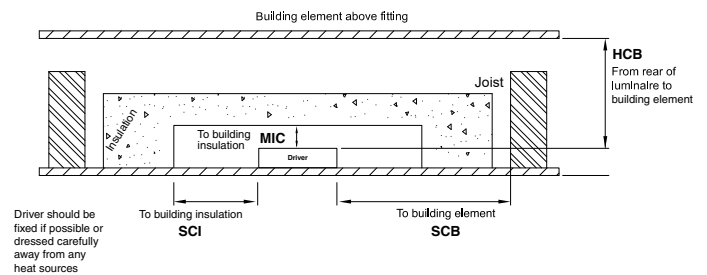
An independent controlgear that can be used where normally flammable materials, including building insulation, are or may be present, but cannot be abutted against any material and cannot be covered in normal use.

HC = Minimum distance between the top of the recessed luminaire and any building element above it.

MI = Minimum distance between the top of the recessed luminaire and the building insulation above it.

SC = Minimum distance between the side of the recessed luminaire and any building element.

SI = Minimum distance between the recessed luminaire and any building insulation.



Risk of Fire - Required clearance from structural members and building elements.

BUILDING INSULATION MUST NOT COVER THIS LUMINAIRE.

HC: 25mm **MI**: 10mm **SC**: 25mm **SI**: 15mm



Warning: Risk of overheating or fire if the clearance distances are compromised.

Atom is a registered brand of Evolt Pty Limited.

For further information please call Evolt's head office on 1300 4EVOLT (438 658).
Evolt Pty Limited PO BOX 271 KINGSGROVE NSW 1480
ABN 83 112 123 529

Due to changes in industry standards and Evolt's policy of continual product development, product specifications are subject to change without notice. Images are for illustrative purposes only.