

PARK-120-DIFF LED Batten




Description

The PARK LED Batten series is a direct replacement to traditional T8 and T5 Wide Body Fluorescent battens. The PARK Series LED Batten also features a dual Wattage option. So, if the area is too bright, simply press the switch located on the LED Driver to reduce the light output by half. Pressed body is constructed from high-quality sheet metal, white powder coated with a choice of prismatic polycarbonate diffuser, or wire guard. Available in 600mm and 1200mm lengths, with TRIO, the added option of changing the colour temperature output of the LED batten with a dip switch located inside the fitting. Tricolour switchable LED Colour temperatures - Warm White 3000K, Neutral White 4000K, and White 5000K. Also available as part of a family of ON/OFF and DIM Sensor models as well as Emergency models. Suitable for domestic applications such as laundries, garage, storerooms. Also commercially for underground car parks.

Specification Features

- Designed: Australian Designed for quick and easy installation
- Input Voltage: 240VAC
- Lumens: 130lm/W high output Dedicated LED
- Wattage: 15W/30W
Half power switch on the driver which decreases the lumen output by 50%
- CCT: SMD 3000K, 4000K, 5000K (Switchable)
- CRI: ≥ 80
- Beam angle (°): 120°
- Dimmable: No
- Cover: Opal diffuser with even light output
- Terminal: Large Terminal, PA16
- Approval: Complies with AS2293.3- 2005+ AMD 1&2 Annex C / EMC compliant
- Feature: 20mm Knockouts for conduit or cable glands
- Options: Optional Internal Microwave Sensor options available – ON/OFF and DIM Sensor options. Setup Remote required for multiple setups to alter default settings to achieve different modes (not supplied)
- Warranty: 5 Year Warranty

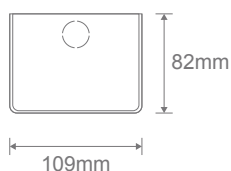
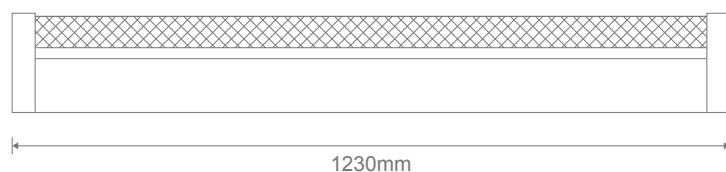


Internal ON/Off Sensor



Dimmable Sensor

Diagrams / Additional



Item No.	Variant			CCT
	Non-Dim	ON/OFF Sensor*	DIM Sensor*	
PARK-120-DIFF	66053	66054	66055	TRIO

*Remote Control Required