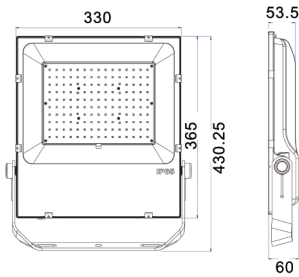


## LED FLOOD LIGHTS (150W & 200W)

### FLOOD22

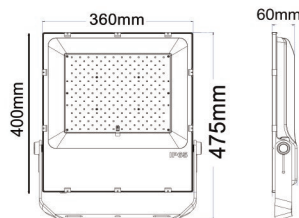



### FLOOD22

- Input voltage: 85-265V AC 50/60Hz
- Meanwell constant current driver included
- Driver input current: 0.63A
- Driver output current: 4.2A
- Material: powder coated aluminium
- Diffuser: PC
- LED chips: 150pcs SMD3030 LED
- Wattage: 150W (=350W MH)
- Power factor:  $\geq 0.9$
- Flex & 2 pin plug: 1.5m
- Ambient temp: -20 to 50°C
- Not suitable for dimming
- Suitable for 2-way switching
- Suitable for use with sensor

50,000hr Lifetime	120° Beam Angle	<b>IP65</b> Rated	<b>5YEAR</b> Replacement Warranty
-------------------	-----------------	----------------------	--------------------------------------

### FLOOD14



### FLOOD14

- Input voltage: 85-265V AC 50/60Hz
- Input voltage: 240V AC 50/60Hz
- Diffuser: PC
- Wattage: 200W
- LED chips: SMD3030 LED
- Power factor: 0.95
- Flex & 3 pin plug: 1.5m
- Ambient temp: -20 to 50°C
- Not suitable for dimming
- Suitable for use with sensor
- **IPART & VEU: approved**

50,000hr Lifetime	120° Beam Angle	<b>IP65</b> Rated	<b>3YEAR</b> Replacement Warranty
-------------------	-----------------	----------------------	--------------------------------------

Part No.	Description	Kelvin (K)	Lumens (LM)	Watt (W)	CRI	Weight (KG)	BOX (CM)	CARTON QTY
FLOOD22	FLOOD LED BLK 5000K 150W	5000	18000	150	75	6.95	52x44x14	1/1
FLOOD14	FLOOD LED BLK 200W SMD 5000K	5000	22000	200	75	8.60	56x47x14	1/1