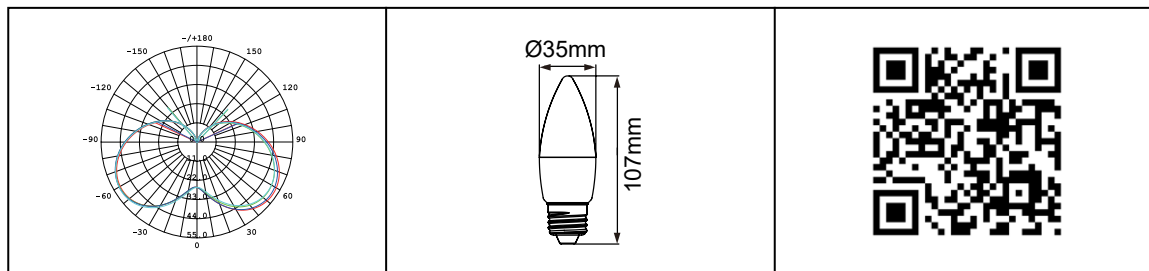


SUMMARY

The SupValue Candle is a dimmable LED light globe that is suitable for commercial or residential applications. Featuring a frosted finish, this globe has been engineered to provide longevity and high lumen efficacy. The SupValue Candle globe is an energy saving alternative or replacement to traditional Candle incandescent or halogen globes. It can also be retrofitted to existing compatible sockets.



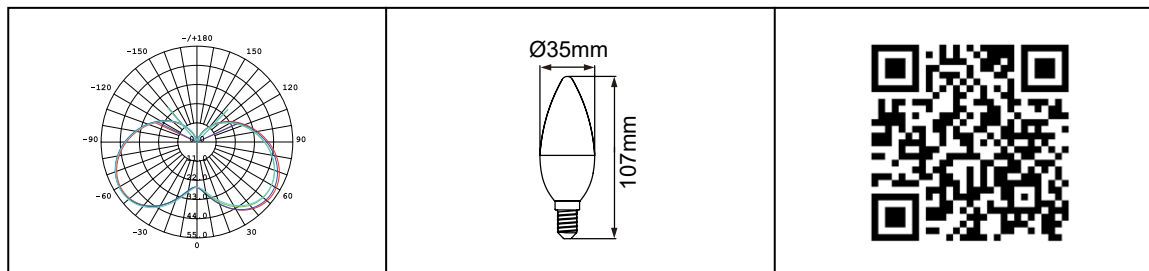
PRODUCT DATA

Order Code	122155C
Voltage	220-240V
Wattage	6W
Lumen Output	530Lm
CCT	6500K
CRI Rating	Ra≥80
Beam Angle	280°
Light Source	SMD Chips
Dimmable	Yes. Leading or Trailing Edge, Universal (Refer to Compatibility List)
Cap Type	E27
Construction	Polycarbonate
Fitting Colour	White
PF	0.8
Net Weight (kg)	0.03
Lifetime L70B50	15,000 hours
Warranty	3 years



SUMMARY

The SupValue Candle is a dimmable LED light globe that is suitable for commercial or residential applications. Featuring a frosted finish, this globe has been engineered to provide longevity and high lumen efficacy. The SupValue Candle globe is an energy saving alternative or replacement to traditional Candle incandescent or halogen globes. It can also be retrofitted to existing compatible sockets.



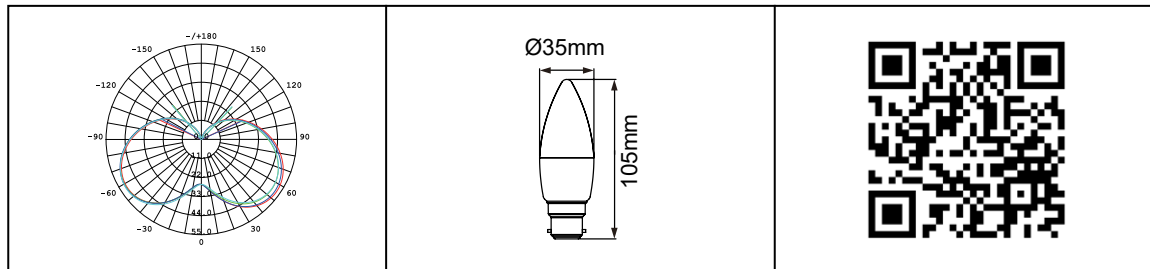
PRODUCT DATA

Order Code	122153C
Voltage	220-240V
Wattage	6W
Lumen Output	500Lm
CCT	6500K
CRI Rating	Ra≥80
Beam Angle	300°
Light Source	SMD Chips
Dimmable	Yes. Leading or Trailing Edge, Universal (Refer to Compatibility List)
Cap Type	E14
Construction	Polycarbonate
Fitting Colour	White
PF	0.8
Net Weight (kg)	0.02
Lifetime L70B50	15,000 hours
Warranty	3 years



SUMMARY

The SupValue Candle is a dimmable LED light globe that is suitable for commercial or residential applications. Featuring a frosted finish, this globe has been engineered to provide longevity and high lumen efficacy. The SupValue Candle globe is an energy saving alternative or replacement to traditional Candle incandescent or halogen globes. It can also be retrofitted to existing compatible sockets.



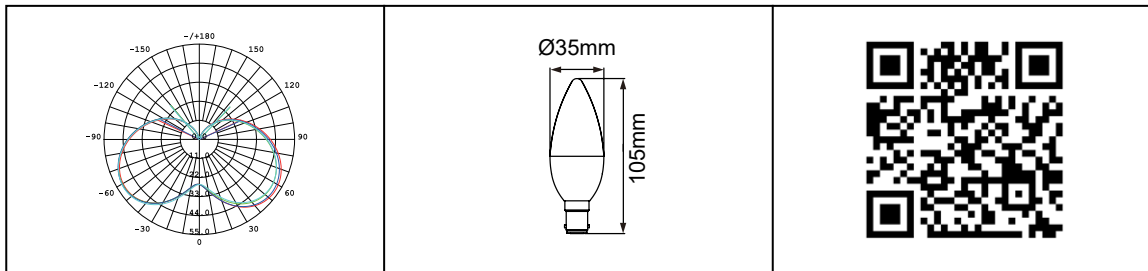
PRODUCT DATA

Order Code	122156C
Voltage	220-240V
Wattage	6W
Lumen Output	500Lm
CCT	6500K
CRI Rating	Ra≥80
Beam Angle	300°
Light Source	SMD Chips
Dimmable	Yes. Leading or Trailing Edge, Universal (Refer to Compatibility List)
Cap Type	B22
Construction	Polycarbonate
Fitting Colour	White
PF	0.8
Net Weight (kg)	0.03
Lifetime L70B50	15,000 hours
Warranty	3 years



SUMMARY

The SupValue Candle is a dimmable LED light globe that is suitable for commercial or residential applications. Featuring a frosted finish, this globe has been engineered to provide longevity and high lumen efficacy. The SupValue Candle globe is an energy saving alternative or replacement to traditional Candle incandescent or halogen globes. It can also be retrofitted to existing compatible sockets.



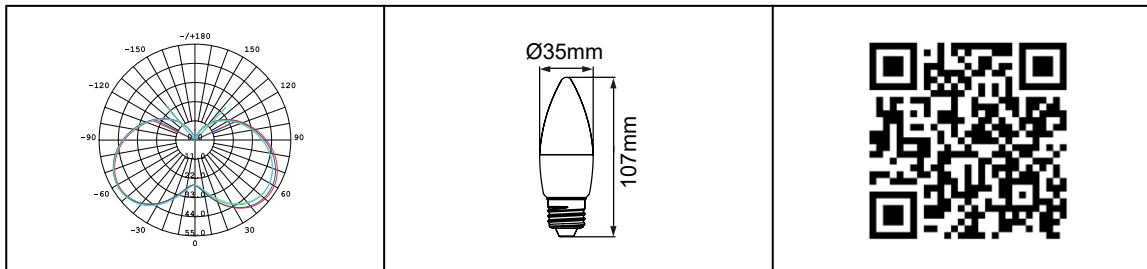
PRODUCT DATA

Order Code	122154C
Voltage	220-240V
Wattage	6W
Lumen Output	500Lm
CCT	6500K
CRI Rating	Ra≥80
Beam Angle	300°
Light Source	SMD Chips
Dimmable	Yes. Leading or Trailing Edge, Universal (Refer to Compatibility List)
Cap Type	B15
Construction	Polycarbonate
Fitting Colour	White
PF	0.8
Net Weight (kg)	0.02
Lifetime L70B50	15,000 hours
Warranty	3 years



SUMMARY

The SupValue Candle is a dimmable LED light globe that is suitable for commercial or residential applications. Featuring a frosted finish, this globe has been engineered to provide longevity and high lumen efficacy. The SupValue Candle globe is an energy saving alternative or replacement to traditional Candle incandescent or halogen globes. It can also be retrofitted to existing compatible sockets.



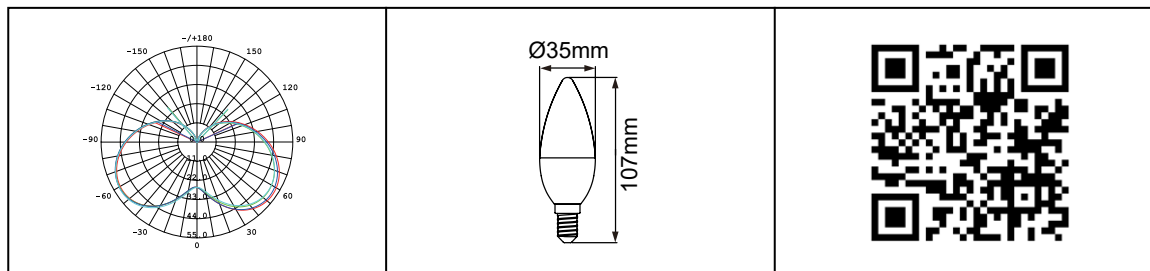
PRODUCT DATA

Order Code	122151C
Voltage	220-240V
Wattage	6W
Lumen Output	500Lm
CCT	4000K
CRI Rating	Ra≥80
Beam Angle	300°
Light Source	SMD Chips
Dimmable	Yes. Leading or Trailing Edge, Universal (Refer to Compatibility List)
Cap Type	E27
Construction	Polycarbonate
Fitting Colour	White
PF	0.8
Net Weight (kg)	0.03
Lifetime L70B50	15,000 hours
Warranty	3 years



SUMMARY

The SupValue Candle is a dimmable LED light globe that is suitable for commercial or residential applications. Featuring a frosted finish, this globe has been engineered to provide longevity and high lumen efficacy. The SupValue Candle globe is an energy saving alternative or replacement to traditional Candle incandescent or halogen globes. It can also be retrofitted to existing compatible sockets.



PRODUCT DATA

Order Code	122149C
Voltage	220-240V
Wattage	6W
Lumen Output	500Lm
CCT	4000K
CRI Rating	Ra≥80
Beam Angle	300°
Light Source	SMD Chips
Dimmable	Yes. Leading or Trailing Edge, Universal (Refer to Compatibility List)
Cap Type	E14
Construction	Polycarbonate
Fitting Colour	White
PF	0.8
Net Weight (kg)	0.02
Lifetime L70B50	15,000 hours
Warranty	3 years



SUMMARY

The SupValue Candle is a dimmable LED light globe that is suitable for commercial or residential applications. Featuring a frosted finish, this globe has been engineered to provide longevity and high lumen efficacy. The SupValue Candle globe is an energy saving alternative or replacement to traditional Candle incandescent or halogen globes. It can also be retrofitted to existing compatible sockets.



	<p>Ø35mm</p>	
--	--------------	--

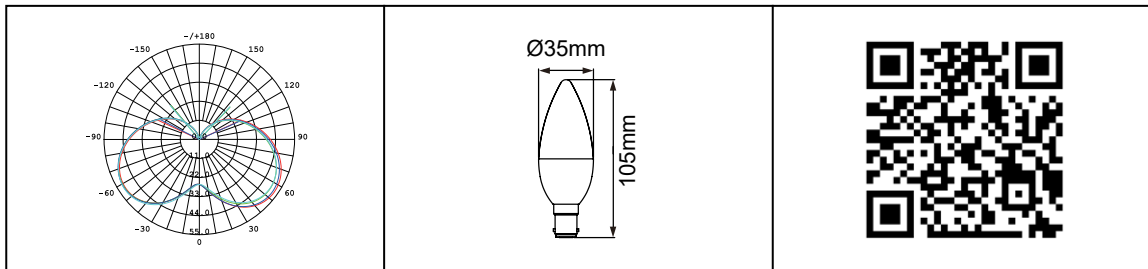
PRODUCT DATA

Order Code	122152C
Voltage	220-240V
Wattage	6W
Lumen Output	500Lm
CCT	4000K
CRI Rating	Ra≥80
Beam Angle	300°
Light Source	SMD Chips
Dimmable	Yes. Leading or Trailing Edge, Universal (Refer to Compatibility List)
Cap Type	B22
Construction	Polycarbonate
Fitting Colour	White
PF	0.8
Net Weight (kg)	0.03
Lifetime L70B50	15,000 hours
Warranty	3 years



SUMMARY

The SupValue Candle is a dimmable LED light globe that is suitable for commercial or residential applications. Featuring a frosted finish, this globe has been engineered to provide longevity and high lumen efficacy. The SupValue Candle globe is an energy saving alternative or replacement to traditional Candle incandescent or halogen globes. It can also be retrofitted to existing compatible sockets.



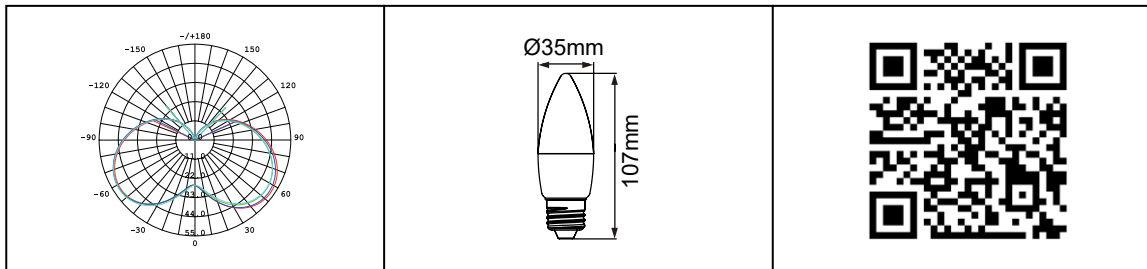
PRODUCT DATA

Order Code	122150C
Voltage	220-240V
Wattage	6W
Lumen Output	500Lm
CCT	4000K
CRI Rating	Ra≥80
Beam Angle	300°
Light Source	SMD Chips
Dimmable	Yes. Leading or Trailing Edge, Universal (Refer to Compatibility List)
Cap Type	B15
Construction	Polycarbonate
Fitting Colour	White
PF	0.8
Net Weight (kg)	0.02
Lifetime L70B50	15,000 hours
Warranty	3 years



SUMMARY

The SupValue Candle is a dimmable LED light globe that is suitable for commercial or residential applications. Featuring a frosted finish, this globe has been engineered to provide longevity and high lumen efficacy. The SupValue Candle globe is an energy saving alternative or replacement to traditional Candle incandescent or halogen globes. It can also be retrofitted to existing compatible sockets.



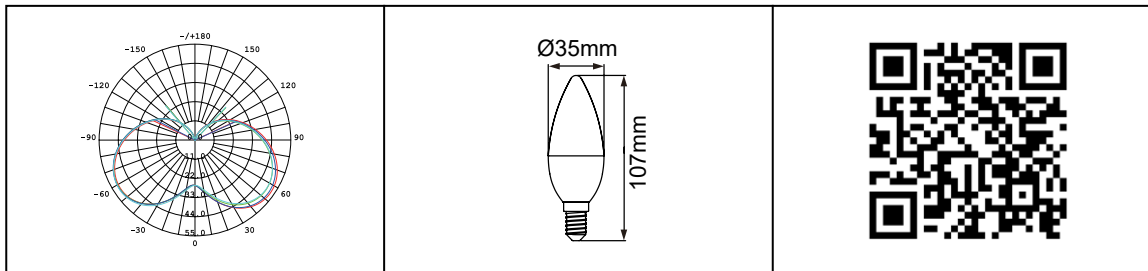
PRODUCT DATA

Order Code	122147C
Voltage	220-240V
Wattage	6W
Lumen Output	470Lm
CCT	3000K
CRI Rating	Ra≥80
Beam Angle	300°
Light Source	SMD Chips
Dimmable	Yes. Leading or Trailing Edge, Universal (Refer to Compatibility List)
Cap Type	E27
Construction	Polycarbonate
Fitting Colour	White
PF	0.8
Net Weight (kg)	0.03
Lifetime L70B50	15,000 hours
Warranty	3 years



SUMMARY

The SupValue Candle is a dimmable LED light globe that is suitable for commercial or residential applications. Featuring a frosted finish, this globe has been engineered to provide longevity and high lumen efficacy. The SupValue Candle globe is an energy saving alternative or replacement to traditional Candle incandescent or halogen globes. It can also be retrofitted to existing compatible sockets.



PRODUCT DATA

Order Code	122145C
Voltage	220-240V
Wattage	6W
Lumen Output	470Lm
CCT	3000K
CRI Rating	Ra≥80
Beam Angle	300°
Light Source	SMD Chips
Dimmable	Yes. Leading or Trailing Edge, Universal (Refer to Compatibility List)
Cap Type	E14
Construction	Polycarbonate
Fitting Colour	White
PF	0.8
Net Weight (kg)	0.02
Lifetime L70B50	15,000 hours
Warranty	3 years



SUMMARY

The SupValue Candle is a dimmable LED light globe that is suitable for commercial or residential applications. Featuring a frosted finish, this globe has been engineered to provide longevity and high lumen efficacy. The SupValue Candle globe is an energy saving alternative or replacement to traditional Candle incandescent or halogen globes. It can also be retrofitted to existing compatible sockets.



	<p>Ø35mm</p>	
--	--------------	--

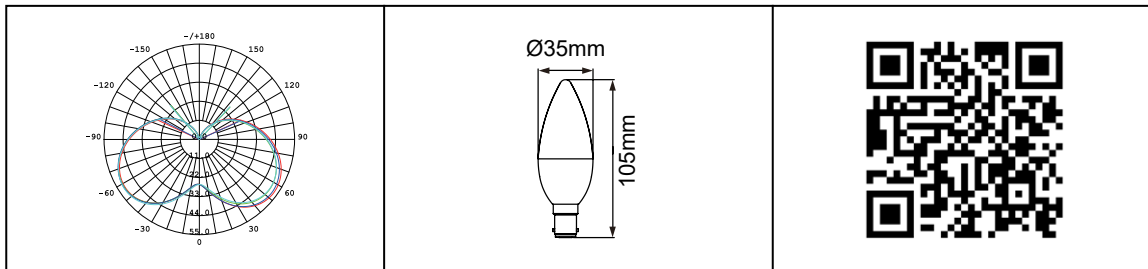
PRODUCT DATA

Order Code	122148C
Voltage	220-240V
Wattage	6W
Lumen Output	470Lm
CCT	3000K
CRI Rating	Ra≥80
Beam Angle	300°
Light Source	SMD Chips
Dimmable	Yes. Leading or Trailing Edge, Universal (Refer to Compatibility List)
Cap Type	B22
Construction	Polycarbonate
Fitting Colour	White
PF	0.8
Net Weight (kg)	0.03
Lifetime L70B50	15,000 hours
Warranty	3 years



SUMMARY

The SupValue Candle is a dimmable LED light globe that is suitable for commercial or residential applications. Featuring a frosted finish, this globe has been engineered to provide longevity and high lumen efficacy. The SupValue Candle globe is an energy saving alternative or replacement to traditional Candle incandescent or halogen globes. It can also be retrofitted to existing compatible sockets.



PRODUCT DATA

Order Code	122146C
Voltage	220-240V
Wattage	6W
Lumen Output	470Lm
CCT	3000K
CRI Rating	Ra≥80
Beam Angle	300°
Light Source	SMD Chips
Dimmable	Yes. Leading or Trailing Edge, Universal (Refer to Compatibility List)
Cap Type	B15
Construction	Polycarbonate
Fitting Colour	White
PF	0.8
Net Weight (kg)	0.02
Lifetime L70B50	15,000 hours
Warranty	3 years

