



## CHAMPAN

Interior Bronze Amber Glass Ellipse  
Pendant Lights

- Input voltage: 220-240V
- Material: iron & glass
- Lamp holder: E27 (Max.72W)
- Globe not included
- For indoor use only
- 1 year replacement warranty

<b>Part No.</b>	<b>CHAMPAN1</b>
<b>Description</b>	PENDANT ES 72W Bronze Amber Glass ELLIPSE
<b>Material</b>	Iron & glass
<b>Lamp holder</b>	1xE27 (Max.72W)
<b>Dimensions</b>	Ø145 x H215mm
<b>Suspension</b>	3000mm PVC cable
<b>Canopy size</b>	Ø100 x 25mm
<b>Box Weight</b>	0.6kg
<b>Box Dimensions</b>	21x21x27cm
<b>Carton QTY</b>	1/1

<b>Part No.</b>	<b>CHAMPAN1X3R</b>
<b>Description</b>	PENDANT ES X 3 72W Bronze Amber Glass ELLIPSE
<b>Material</b>	Iron & glass
<b>Lamp holder</b>	3xE27 (Max.72W)
<b>Dimensions</b>	Ø355mm
<b>Suspension</b>	3000mm PVC cable
<b>Canopy size</b>	Ø250 x 25mm
<b>Box Weight</b>	2.4kg
<b>Box Dimensions</b>	36x36x24cm
<b>Carton QTY</b>	1/1

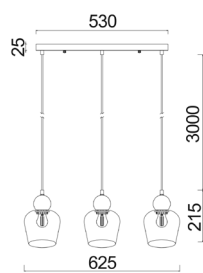

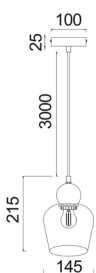
<b>Part No.</b>	<b>CHAMPAN1X3S</b>
<b>Description</b>	PENDANT ES X 3 72W Bronze Amber Glass ELLIPSE
<b>Material</b>	Iron & glass
<b>Lamp holder</b>	3xE27 (Max.72W)
<b>Dimensions</b>	W625 x H215mm
<b>Suspension</b>	3000mm PVC cable
<b>Canopy size</b>	L530 x 25mm
<b>Box Weight</b>	2.5kg
<b>Box Dimensions</b>	60x20x24kg
<b>Carton QTY</b>	1/1



CHAMPAN1

CHAMPAN1X3S

CHAMPAN1X3R



\*Must be installed by a licenced electrician (Installation instructions sheet provided in each product box)



# CHAMPAN

## Interior Black Smoke Glass Ellipse Pendant Lights

- Input voltage: 220-240V
- Material: iron & glass
- Lamp holder: E27 (Max.72W)
- Globe not included
- For indoor use only
- 1 year replacement warranty

<b>Part No.</b>	<b>CHAMPAN2</b>
<b>Description</b>	PENDANT ES 72W Black Smoke Glass ELLIPSE
<b>Material</b>	Iron & glass
<b>Lamp holder</b>	1xE27 (Max.72W)
<b>Dimensions</b>	Ø145 x H215mm
<b>Suspension</b>	3000mm PVC cable
<b>Canopy size</b>	Ø100 x 25mm
<b>Box Weight</b>	0.9kg
<b>Box Dimensions</b>	21x21x27cm
<b>Carton QTY</b>	1/1

<b>Part No.</b>	<b>CHAMPAN2X3R</b>
<b>Description</b>	PENDANT ES X 3 72W Black Smoke Glass ELLIPSE
<b>Material</b>	Iron & glass
<b>Lamp holder</b>	3xE27 (Max.72W)
<b>Dimensions</b>	Ø355mm
<b>Suspension</b>	3000mm PVC cable
<b>Canopy size</b>	Ø250 x 25mm
<b>Box Weight</b>	1.8kg
<b>Box Dimensions</b>	36x36x24cm
<b>Carton QTY</b>	1/1

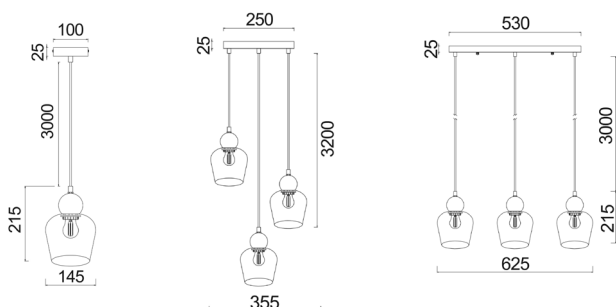
<b>Part No.</b>	<b>CHAMPAN2X3S</b>
<b>Description</b>	PENDANT ES X 3 72W Black Smoke Glass ELLIPSE
<b>Material</b>	Iron & glass
<b>Lamp holder</b>	3xE27 (Max.72W)
<b>Dimensions</b>	W625 x H215mm
<b>Suspension</b>	3000mm PVC cable
<b>Canopy size</b>	L530 x 25mm
<b>Box Weight</b>	2.5kg
<b>Box Dimensions</b>	60x20x24cm
<b>Carton QTY</b>	1/1



CHAMPAN2

CHAMPAN2X3S

CHAMPAN2X3R



\*Must be installed by a licenced electrician (Installation instructions sheet provided in each product box)