

AT9453

AT9453/60/DL

6W MR16 LED Lamp. Non Dimmable with Lens

Features

- Energy efficient LED lamp
- Long Life
- No mercury Content
- Suitable replacement for halogen and incandescent lamps



ORDERING INFORMATION

Order code	18636
Description	6W MR16 LED LAMP 60° DL NON-DIM
Driver Type	Fixed output
Item Code	AT9453/60/DL

MECHANICAL

Adjustability	Fixed
Diffuser Material	Polycarbonate
Product Finish	Frosted
Fitting Colour	White
IP Rating	IP20

ELECTRICAL

Input voltage	12V AC/DC
Maximum Wattage	6 W
Power Factor	0.5
Switch Type	Inline
System Max Wattage	6 W
Working Temp Range	-20 to 40 °C

LAMP

Beam Angle	60 °
Bulb Type	MR16
CCT Configuration	Single
CRI	>80
Globe Base	GU5.3
Globe Included	Yes
Led Package	2835
Number of Lamps	1

LED LIFETIME

LED Lifetime	15000 hrs
---------------------	-----------

This is the Reported LED Lifetime in Hours based on TM-21. Atom does not list the projected or calculated LED lifetime, which is normally longer as TM-21 Addendum B explicitly states "The Calculated and Projected Lp(Dk) are not to be reported". This Lifetime refers to the life of a single LED however the system life is longer since the probability and binomial distribution of all LEDs in the system means that the average led is performing above the specification and compensates for the LEDs falling below.

COLOUR TEMPERATURE

CCT	5700 K
CCT Colour	Daylight
System Lumens	500 lm

All photometric data has a tolerance of $\pm 10\%$.

DRIVER

Dimmable	No
Driver Included	No
Integrated Driver	No
Driver Type	Fixed output

COMPLIANCE

Product Design Life	10 years
The product design life relates to the total product life which includes LEDs, drivers and the enclosure. This is different to the LED lifetime which only refers to the economical lifetime of the LEDs at which time the lumen output has dropped below the L Value. The product design life is calculated at the maximum ambient or working temperature of the product and takes into account the Daily Use.	
Daily Use	4 hrs
The Daily Use is the recommended time required to meet the product's design life. Installations can exceed this time, however the product design life will be reduced proportionally.	
Standards	AS/NZS 62560 IEC/TR 62778 AS CISPR 15

WARRANTY

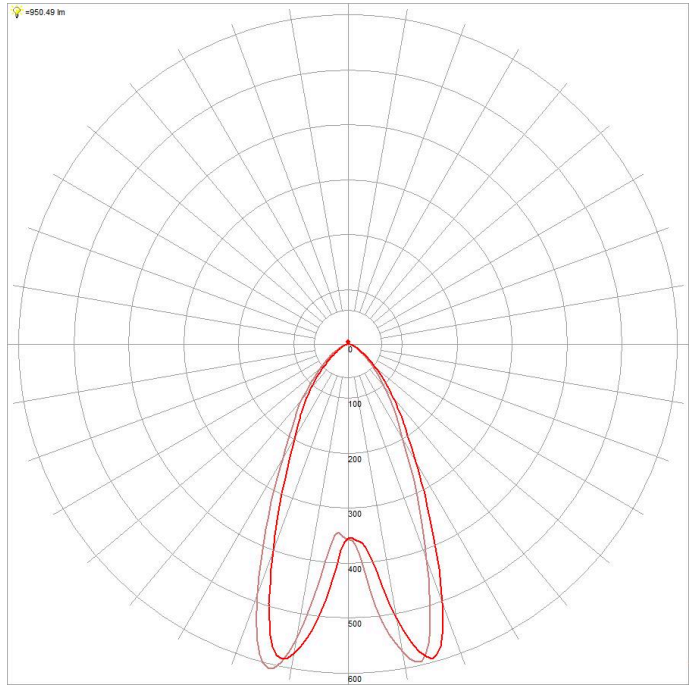
Domestic Use Warranty	1 (Yr) RTB
VIP Warranty	2 RTB (Total 2 Years)
VIP warranty is available to registered users and is subjected to additional terms and conditions.	
Warranty Operating Hours	500 hrs
This product is provided with a warranty up until the stated warranty period or until the stated warranty operating hours has been reached (whichever occurs first).	

DIMENSIONS

Product Height	46 mm
Product Width	50 mm

PHOTOMETRICS

AT9453/60/DL



AT9453

AT9453/36/WW

6W MR16 LED Lamp. Non Dimmable with Lens

Features

- Energy efficient LED lamp
- Long Life
- No mercury Content
- Suitable replacement for halogen and incandescent lamps



ORDERING INFORMATION

Order code	18631
Description	6W MR16 LED LAMP 36° WW NON-DIM
Driver Type	Fixed output
Item Code	AT9453/36/WW

MECHANICAL

Adjustability	Fixed
Diffuser Material	Polycarbonate
Product Finish	Frosted
Fitting Colour	White
IP Rating	IP20

ELECTRICAL

Input voltage	12V AC/DC
Maximum Wattage	6 W
Power Factor	0.5
Switch Type	Inline
System Max Wattage	6 W
Working Temp Range	-20 to 40 °C

LAMP

Beam Angle	36 °
Bulb Type	MR16
CCT Configuration	Single
CRI	>80
Globe Base	GU5.3
Globe Included	Yes
Led Package	2835
Number of Lamps	1

LED LIFETIME

LED Lifetime	15000 hrs
---------------------	-----------

This is the Reported LED Lifetime in Hours based on TM-21. Atom does not list the projected or calculated LED lifetime, which is normally longer as TM-21 Addendum B explicitly states "The Calculated and Projected Lp(Dk) are not to be reported". This Lifetime refers to the life of a single LED however the system life is longer since the probability and binomial distribution of all LEDs in the system means that the average led is performing above the specification and compensates for the LEDs falling below.

COLOUR TEMPERATURE

CCT	3000 K
CCT Colour	Warm White
System Lumens	500 lm

All photometric data has a tolerance of ±10%.

DRIVER

Dimmable	No
Driver Included	No
Integrated Driver	No
Driver Type	Fixed output

COMPLIANCE

Product Design Life	10 years
The product design life relates to the total product life which includes LEDs, drivers and the enclosure. This is different to the LED lifetime which only refers to the economical lifetime of the LEDs at which time the lumen output has dropped below the L Value. The product design life is calculated at the maximum ambient or working temperature of the product and takes into account the Daily Use.	
Daily Use	4 hrs
The Daily Use is the recommended time required to meet the product's design life. Installations can exceed this time, however the product design life will be reduced proportionally.	
Standards	AS/NZS 62560 IEC/TR 62778 AS CISPR 15

WARRANTY

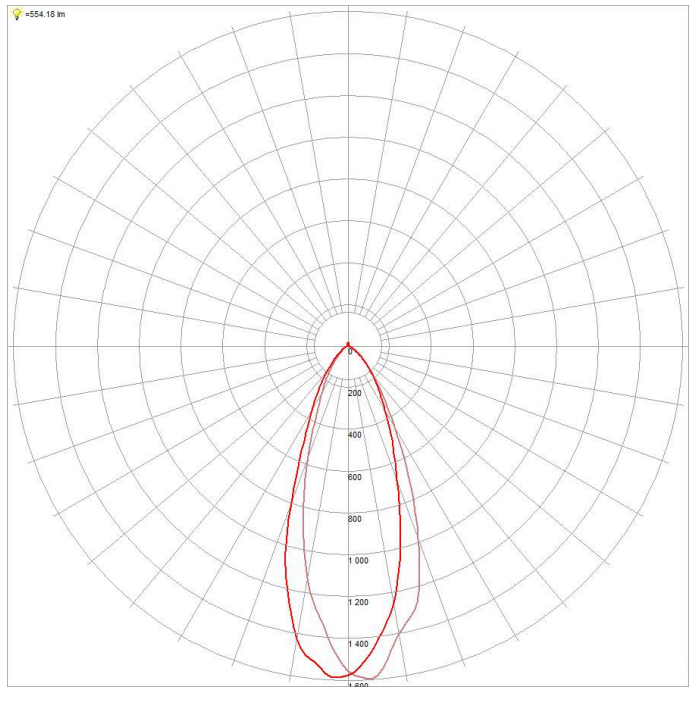
Domestic Use Warranty	1 (Yr) RTB
VIP Warranty	2 RTB (Total 2 Years)
VIP warranty is available to registered users and is subjected to additional terms and conditions.	
Warranty Operating Hours	500 hrs
This product is provided with a warranty up until the stated warranty period or until the stated warranty operating hours has been reached (whichever occurs first).	

DIMENSIONS

Product Height	46 mm
Product Width	50 mm

PHOTOMETRICS

AT9453/36/WW



AT9453

AT9453/36/CW

6W MR16 LED Lamp. Non Dimmable with Lens

Features

- Energy efficient LED lamp
- Long Life
- No mercury Content
- Suitable replacement for halogen and incandescent lamps



ORDERING INFORMATION

Order code	18632
Description	6W MR16 LED LAMP 36° CW NON-DIM
Driver Type	Fixed output
Item Code	AT9453/36/CW

MECHANICAL

Adjustability	Fixed
Diffuser Material	Polycarbonate
Product Finish	Frosted
Fitting Colour	White
IP Rating	IP20

ELECTRICAL

Input voltage	12V AC/DC
Maximum Wattage	6 W
Power Factor	0.5
Switch Type	Inline
System Max Wattage	6 W
Working Temp Range	-20 to 40 °C

LAMP

Beam Angle	36 °
Bulb Type	MR16
CCT Configuration	Single
CRI	>80
Globe Base	GU5.3
Globe Included	Yes
Led Package	2835
Number of Lamps	1

LED LIFETIME

LED Lifetime	15000 hrs
---------------------	-----------

This is the Reported LED Lifetime in Hours based on TM-21. Atom does not list the projected or calculated LED lifetime, which is normally longer as TM-21 Addendum B explicitly states "The Calculated and Projected Lp(Dk) are not to be reported". This Lifetime refers to the life of a single LED however the system life is longer since the probability and binomial distribution of all LEDs in the system means that the average led is performing above the specification and compensates for the LEDs falling below.

COLOUR TEMPERATURE

CCT	4000 K
CCT Colour	Cool White
System Lumens	500 lm

All photometric data has a tolerance of $\pm 10\%$.

DRIVER

Dimmable	No
Driver Included	No
Integrated Driver	No
Driver Type	Fixed output

COMPLIANCE

Product Design Life	10 years
----------------------------	----------

The product design life relates to the total product life which includes LEDs, drivers and the enclosure. This is different to the LED lifetime which only refers to the economical lifetime of the LEDs at which time the lumen output has dropped below the L Value. The product design life is calculated at the maximum ambient or working temperature of the product and takes into account the Daily Use.

Daily Use	4 hrs
------------------	-------

The Daily Use is the recommended time required to meet the product's design life. Installations can exceed this time, however the product design life will be reduced proportionally.

Standards	AS/NZS 62560 IEC/TR 62778 AS CISPR 15
------------------	---------------------------------------------

WARRANTY

Domestic Use Warranty	1 (Yr) RTB
VIP Warranty	2 RTB (Total 2 Years)

VIP warranty is available to registered users and is subjected to additional terms and conditions.

Warranty Operating Hours	500 hrs
---------------------------------	---------

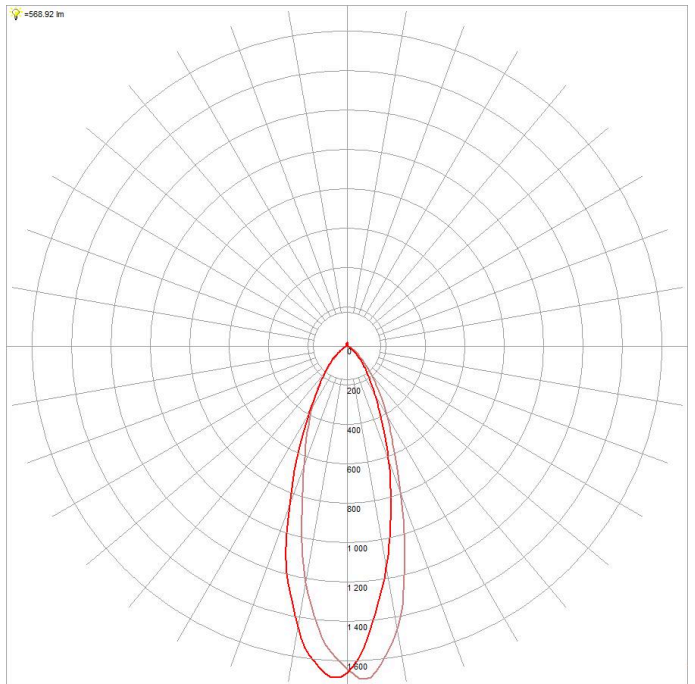
This product is provided with a warranty up until the stated warranty period or until the stated warranty operating hours has been reached (whichever occurs first).

DIMENSIONS

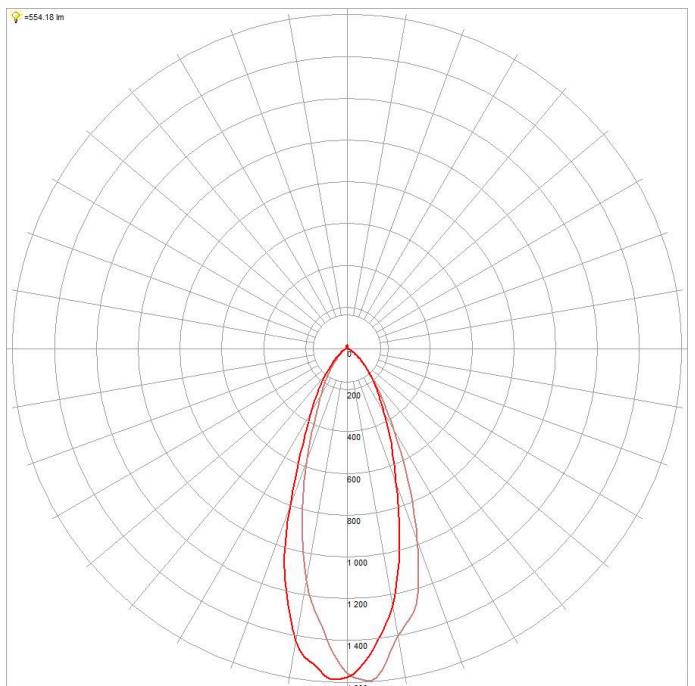
Product Height	46 mm
Product Width	50 mm

PHOTOMETRICS

AT9453/36/DL



AT9453/36/WW



AT9453

AT9453/36/DL

6W MR16 LED Lamp. Non Dimmable with Lens

Features

- Energy efficient LED lamp
- Long Life
- No mercury Content
- Suitable replacement for halogen and incandescent lamps



ORDERING INFORMATION

Order code	18633
Description	6W MR16 LED LAMP 36° DL NON-DIM
Driver Type	Fixed output
Item Code	AT9453/36/DL

MECHANICAL

Adjustability	Fixed
Diffuser Material	Polycarbonate
Product Finish	Frosted
Fitting Colour	White
IP Rating	IP20

ELECTRICAL

Input voltage	12V AC/DC
Maximum Wattage	6 W
Power Factor	0.5
Switch Type	Inline
System Max Wattage	6 W
Working Temp Range	-20 to 40 °C

LAMP

Beam Angle	36 °
Bulb Type	MR16
CCT Configuration	Single
CRI	>80
Globe Base	GU5.3
Globe Included	Yes
Led Package	2835
Number of Lamps	1

LED LIFETIME

LED Lifetime	15000 hrs
---------------------	-----------

This is the Reported LED Lifetime in Hours based on TM-21. Atom does not list the projected or calculated LED lifetime, which is normally longer as TM-21 Addendum B explicitly states "The Calculated and Projected Lp(Dk) are not to be reported". This Lifetime refers to the life of a single LED however the system life is longer since the probability and binomial distribution of all LEDs in the system means that the average led is performing above the specification and compensates for the LEDs falling below.

COLOUR TEMPERATURE

CCT	5700 K
CCT Colour	Daylight
System Lumens	500 lm

All photometric data has a tolerance of $\pm 10\%$.

DRIVER

Dimmable	No
Driver Included	No
Integrated Driver	No
Driver Type	Fixed output

COMPLIANCE

Product Design Life	10 years
<p>The product design life relates to the total product life which includes LEDs, drivers and the enclosure. This is different to the LED lifetime which only refers to the economical lifetime of the LEDs at which time the lumen output has dropped below the L Value. The product design life is calculated at the maximum ambient or working temperature of the product and takes into account the Daily Use.</p>	
Daily Use	4 hrs
<p>The Daily Use is the recommended time required to meet the product's design life. Installations can exceed this time, however the product design life will be reduced proportionally.</p>	
Standards	AS/NZS 62560 IEC/TR 62778 AS CISPR 15

WARRANTY

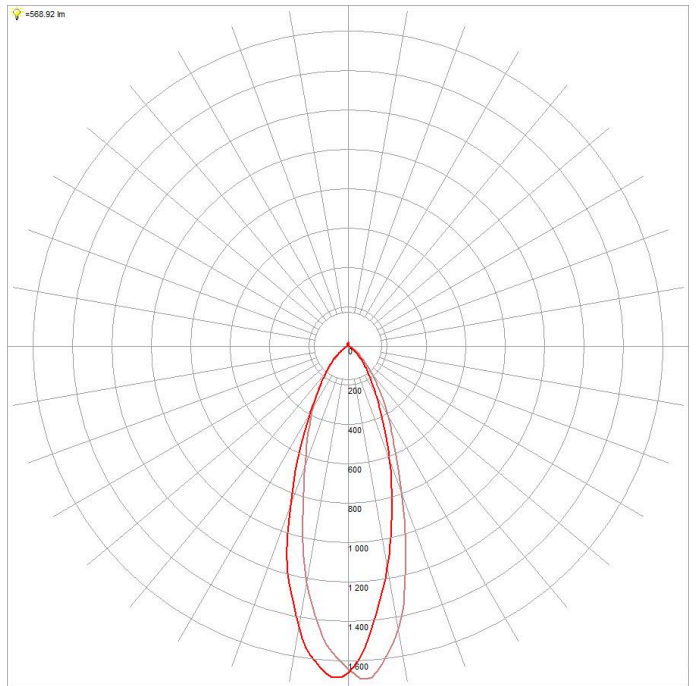
Domestic Use Warranty	1 (Yr) RTB
VIP Warranty	2 RTB (Total 2 Years)
<p>VIP warranty is available to registered users and is subjected to additional terms and conditions.</p>	
Warranty Operating Hours	500 hrs
<p>This product is provided with a warranty up until the stated warranty period or until the stated warranty operating hours has been reached (whichever occurs first).</p>	

DIMENSIONS

Product Height	46 mm
Product Width	50 mm

PHOTOMETRICS

AT9453/36/DL



AT9453

AT9453/60/WW

6W MR16 LED Lamp. Non Dimmable with Lens

Features

- Energy efficient LED lamp
- Long Life
- No mercury Content
- Suitable replacement for halogen and incandescent lamps



ORDERING INFORMATION

Order code	18634
Description	6W MR16 LED LAMP 60° WW NON-DIM
Driver Type	Fixed output
Item Code	AT9453/60/WW

MECHANICAL

Adjustability	Fixed
Diffuser Material	Polycarbonate
Product Finish	Frosted
Fitting Colour	White
IP Rating	IP20

ELECTRICAL

Input voltage	12V AC/DC
Maximum Wattage	6 W
Power Factor	0.5
Switch Type	Inline
System Max Wattage	6 W
Working Temp Range	-20 to 40 °C

LAMP

Beam Angle	60 °
Bulb Type	MR16
CCT Configuration	Single
CRI	>80
Globe Base	GU5.3
Globe Included	Yes
Led Package	2835
Number of Lamps	1

LED LIFETIME

LED Lifetime	15000 hrs
---------------------	-----------

This is the Reported LED Lifetime in Hours based on TM-21. Atom does not list the projected or calculated LED lifetime, which is normally longer as TM-21 Addendum B explicitly states "The Calculated and Projected Lp(Dk) are not to be reported". This Lifetime refers to the life of a single LED however the system life is longer since the probability and binomial distribution of all LEDs in the system means that the average led is performing above the specification and compensates for the LEDs falling below.

COLOUR TEMPERATURE

CCT	3000 K
CCT Colour	Warm White
System Lumens	500 lm

All photometric data has a tolerance of ±10%.

DRIVER

Dimmable	No
Driver Included	No
Integrated Driver	No
Driver Type	Fixed output

COMPLIANCE

Product Design Life	10 years
<p>The product design life relates to the total product life which includes LEDs, drivers and the enclosure. This is different to the LED lifetime which only refers to the economical lifetime of the LEDs at which time the lumen output has dropped below the L Value. The product design life is calculated at the maximum ambient or working temperature of the product and takes into account the Daily Use.</p>	
Daily Use	4 hrs
<p>The Daily Use is the recommended time required to meet the product's design life. Installations can exceed this time, however the product design life will be reduced proportionally.</p>	
Standards	AS/NZS 62560 IEC/TR 62778 AS CISPR 15

WARRANTY

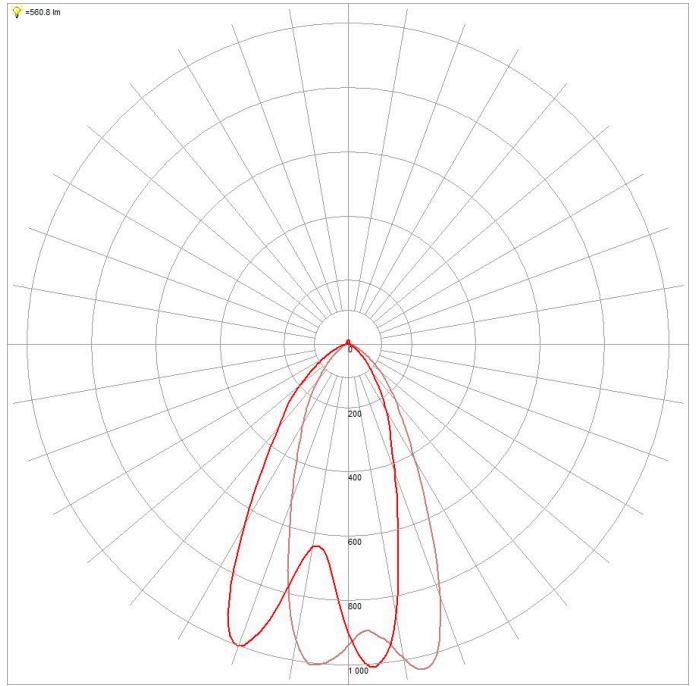
Domestic Use Warranty	1 (Yr) RTB
VIP Warranty	2 RTB (Total 2 Years)
<p>VIP warranty is available to registered users and is subjected to additional terms and conditions.</p>	
Warranty Operating Hours	500 hrs
<p>This product is provided with a warranty up until the stated warranty period or until the stated warranty operating hours has been reached (whichever occurs first).</p>	

DIMENSIONS

Product Height	46 mm
Product Width	50 mm

PHOTOMETRICS

AT9453/60/WW



AT9453

AT9453/60/CW

6W MR16 LED Lamp. Non Dimmable with Lens

Features

- Energy efficient LED lamp
- Long Life
- No mercury Content
- Suitable replacement for halogen and incandescent lamps



ORDERING INFORMATION

Order code	18635
Description	6W MR16 LED LAMP 60° CW NON-DIM
Driver Type	Fixed output
Item Code	AT9453/60/CW

MECHANICAL

Adjustability	Fixed
Diffuser Material	Polycarbonate
Product Finish	Frosted
Fitting Colour	White
IP Rating	IP20

ELECTRICAL

Input voltage	12V AC/DC
Maximum Wattage	6 W
Power Factor	0.5
Switch Type	Inline
System Max Wattage	6 W
Working Temp Range	-20 to 40 °C

LAMP

Beam Angle	60 °
Bulb Type	MR16
CCT Configuration	Single
CRI	>80
Globe Base	GU5.3
Globe Included	Yes
Led Package	2835
Number of Lamps	1

LED LIFETIME

LED Lifetime	15000 hrs
---------------------	-----------

This is the Reported LED Lifetime in Hours based on TM-21. Atom does not list the projected or calculated LED lifetime, which is normally longer as TM-21 Addendum B explicitly states "The Calculated and Projected Lp(Dk) are not to be reported". This Lifetime refers to the life of a single LED however the system life is longer since the probability and binomial distribution of all LEDs in the system means that the average led is performing above the specification and compensates for the LEDs falling below.

COLOUR TEMPERATURE

CCT	4000 K
CCT Colour	Cool White
System Lumens	500 lm

All photometric data has a tolerance of ±10%.

DRIVER

Dimmable	No
Driver Included	No
Integrated Driver	No
Driver Type	Fixed output

COMPLIANCE

Product Design Life	10 years
----------------------------	----------

The product design life relates to the total product life which includes LEDs, drivers and the enclosure. This is different to the LED lifetime which only refers to the economical lifetime of the LEDs at which time the lumen output has dropped below the L Value. The product design life is calculated at the maximum ambient or working temperature of the product and takes into account the Daily Use.

Daily Use	4 hrs
------------------	-------

The Daily Use is the recommended time required to meet the product's design life. Installations can exceed this time, however the product design life will be reduced proportionally.

Standards	AS/NZS 62560 IEC/TR 62778 AS CISPR 15
------------------	---------------------------------------------

WARRANTY

Domestic Use Warranty	1 (Yr) RTB
VIP Warranty	2 RTB (Total 2 Years)

VIP warranty is available to registered users and is subjected to additional terms and conditions.

Warranty Operating Hours	500 hrs
---------------------------------	---------

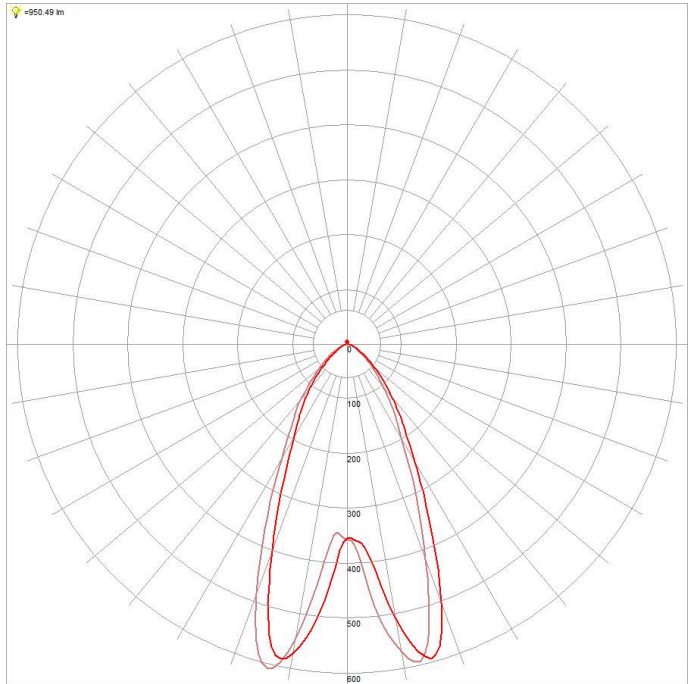
This product is provided with a warranty up until the stated warranty period or until the stated warranty operating hours has been reached (whichever occurs first).

DIMENSIONS

Product Height	46 mm
Product Width	50 mm

PHOTOMETRICS

AT9453/60/DL



AT9453/60/WW

