

Last modification 2022-11-02

ALVEY SP2B-BK
9329501056646



The ALVEY spotlight series creates the perfect modernist look. Available in 4 sizes and 3 colors, with the added flexibility of a replaceable GU10 light source. The rotatable spot heads create focused pools of light and the fixture is perfect for rooms with low and mid-height ceilings.

Overview

Family name	Alvey
Categories	Spotlights
Mounting	Surface
Features	Rotatable 350 degree,Tilttable
Usage	Indoor Lighting,Trade Selection

Color / Material

Fixture Color	Black
Fixture Finish	Painted,Sand,Satin
Fixture Material	Iron
Canopy Color	Black
Shade Color	Black
Shade Material	Iron

Size

Fixture Length (cm)	30.0
Fixture Width (cm)	7.0
Fixture Projection (cm)	17.5
Canopy Length (cm)	30.0
Canopy Projection (cm)	2.5
Canopy Width (cm)	6.0
Base Length (cm)	30.0
Base Width (cm)	6.0
Base Height (cm)	2.5
Shade Bottom (cm)	7.0

All representations within this document are subject to copyright.ELECTRICAL INSTALLATIONS MUST BE PERFORMED BY A QUALIFIED ELECTRICAL CONTRACTOR AND INSTALLED IN ACCORDANCE WITH AS/NZS 3000.
NOTE : All images , descriptions and dimensions are indicative. Please check latest version of item detail on Telbix website prior to ordering or installation.

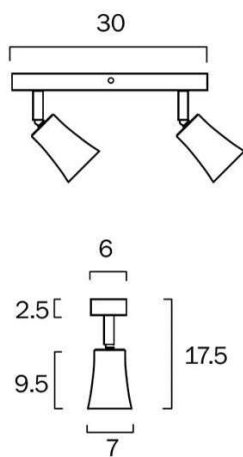
Specification

Voltage Input	240V
Wattage (max)	12
Wattage	6
Globe Type	GU10
Globe / Light Source qty	2
Globe / Light Source included	No
Dimmable	Globe Dependant
Power Factor	>0.90
Electrical Protection	CLASS I - HIGH VOLTAGE, EARTH REQUIRED
IP rating	IP20
Lead and Plug	No
Approvals	RCM
Assembly Required	No
Box Contents	Basic mounting screws,Instruction
Installation Required	Yes (by Licensed Electrician only)
Care Instructions	Do not use strong liquid cleaners,Wipe clean with a dry cloth
Replacement Warranty	*3 Years

Barcode

GTIN 9329501056646

Image -dimensions





Last modification 2022-11-02

ALVEY SP2B-GDBK
9329501057322



The ALVEY spotlight series creates the perfect modernist look. Available in 4 sizes and 3 colors, with the added flexibility of a replaceable GU10 light source. The rotatable spot heads create focused pools of light and the fixture is perfect for rooms with low and mid-height ceilings.

Overview

Family name	Alvey
Categories	Spotlights
Mounting	Surface
Features	Rotatable 350 degree,Tilttable
Usage	Indoor Lighting,Trade Selection

Color / Material

Fixture Color	Black,Gold Brushed
Fixture Finish	Painted,Sand,Satin
Fixture Material	Iron
Canopy Color	Black
Shade Color	Gold Brushed
Shade Material	Iron

Size

Fixture Length (cm)	30.0
Fixture Width (cm)	7.0
Fixture Projection (cm)	17.5
Canopy Length (cm)	30.0
Canopy Projection (cm)	2.5
Canopy Width (cm)	6.0
Base Length (cm)	30.0
Base Width (cm)	6.0
Base Height (cm)	2.5
Shade Bottom (cm)	7.0

All representations within this document are subject to copyright.ELECTRICAL INSTALLATIONS MUST BE PERFORMED BY A QUALIFIED ELECTRICAL CONTRACTOR AND INSTALLED IN ACCORDANCE WITH AS/NZS 3000.
NOTE : All images , descriptions and dimensions are indicative. Please check latest version of item detail on Telbix website prior to ordering or installation.

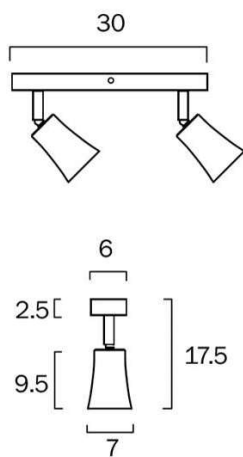
Specification


Voltage Input	240V
Wattage (max)	12
Wattage	6
Globe Type	GU10
Globe / Light Source qty	2
Globe / Light Source included	No
Dimmable	Globe Dependant
Power Factor	>0.90
Electrical Protection	CLASS I - HIGH VOLTAGE, EARTH REQUIRED
IP rating	IP20
Lead and Plug	No
Approvals	RCM
Assembly Required	No
Box Contents	Basic mounting screws,Instruction
Installation Required	Yes (by Licensed Electrician only)
Care Instructions	Do not use strong liquid cleaners,Wipe clean with a dry cloth
Replacement Warranty	*3 Years

Barcode

GTIN 9329501057322

Image -dimensions





Last modification 2022-11-02

ALVEY SP2B-WH
9329501056653



The ALVEY spotlight series creates the perfect modernist look. Available in 4 sizes and 3 colors, with the added flexibility of a replaceable GU10 light source. The rotatable spot heads create focused pools of light and the fixture is perfect for rooms with low and mid-height ceilings.

Overview

Family name	Alvey
Categories	Spotlights
Mounting	Surface
Features	Rotatable 350 degree,Tilttable
Usage	Indoor Lighting,Trade Selection

Color / Material

Fixture Color	White
Fixture Finish	Painted,Sand,Satin
Fixture Material	Iron
Canopy Color	White
Shade Color	White
Shade Material	Iron

Size

Fixture Length (cm)	30.0
Fixture Width (cm)	7.0
Fixture Projection (cm)	17.5
Canopy Length (cm)	30.0
Canopy Projection (cm)	2.5
Canopy Width (cm)	6.0
Base Length (cm)	30.0
Base Width (cm)	6.0
Base Height (cm)	2.5
Shade Bottom (cm)	7.0

All representations within this document are subject to copyright.ELECTRICAL INSTALLATIONS MUST BE PERFORMED BY A QUALIFIED ELECTRICAL CONTRACTOR AND INSTALLED IN ACCORDANCE WITH AS/NZS 3000.
NOTE : All images , descriptions and dimensions are indicative. Please check latest version of item detail on Telbix website prior to ordering or installation.

Specification

Voltage Input	240V
Wattage (max)	12
Wattage	6
Globe Type	GU10
Globe / Light Source qty	2
Globe / Light Source included	No
Dimmable	Globe Dependant
Power Factor	>0.90
Electrical Protection	CLASS I - HIGH VOLTAGE, EARTH REQUIRED
IP rating	IP20
Lead and Plug	No
Approvals	RCM
Assembly Required	No
Box Contents	Basic mounting screws,Instruction
Installation Required	Yes (by Licensed Electrician only)
Care Instructions	Do not use strong liquid cleaners,Wipe clean with a dry cloth
Replacement Warranty	*3 Years

Barcode

GTIN 9329501056653

Image -dimensions

