

## AT9027 TRI

10W LED Low Profile LED Flush Downlight with

dimmmable driver - Tri-CCT

### Features

- Energy efficient LED
- Low profile design for installation into ceilings with low clearances
- Flush fascia
- Phase-cut dimmable
- Tri-CCT selectable



### ORDERING INFORMATION

<b>Order code</b>	11869
<b>Description</b>	10W Flush Lens low profile LED downlight with dimmmable driver - Tri-CCT - White
<b>Driver Type</b>	Dimmable ( Phase cut)
<b>Item Code</b>	AT9027/WH/TRI

### MECHANICAL

<b>Adjustability</b>	Fixed
<b>Body Material</b>	Aluminium
<b>Diffuser Material</b>	PMMA
<b>Product Finish</b>	Powdercoated
<b>Fitting Colour</b>	White
<b>IC Rating</b>	IC-4
IC-4 rating has been conducted at the products maximum working Temperature Range (C) in line with Australian standards. This provides the required safety when covered with insulation and used in Australian Environments.	
<b>Installation Type</b>	Recessed
<b>IP Rating</b>	IP54 Front Face Only

### ELECTRICAL

<b>Electrical Rating</b>	Class II
<b>Input Frequency</b>	50 Hz
<b>Input voltage</b>	230Vac
In Australia the Input voltage is defined as 230Vac -6%/+10%. This effectively means that the voltage range of these products are 216Vac - 253Vac or 240V +6%	
<b>Maximum Wattage</b>	10 W

<b>Switch Type</b>	Inline
<b>System Max Wattage</b>	10 W
<b>Working Temp Range</b>	-20 to 40 °C

### LAMP

<b>Beam Angle</b>	90 °
<b>CCT Configuration</b>	TRI-CCT
<b>CRI</b>	>80
<b>Lamp/LED Current</b>	230 mA
<b>Lamp/LED voltage</b>	36 V

### LED LIFETIME

<b>LED Lifetime</b>	>54,000 hrs
This is the Reported LED Lifetime in Hours based on TM-21. Atom does not list the projected or calculated LED lifetime, which is normally longer as TM-21 Addendum B explicitly states "The Calculated and Projected Lp(Dk) are not to be reported". This Lifetime refers to the life of a single LED however the system life is longer since the probability and binomial distribution of all LEDs in the system means that the average led is performing above the specification and compensates for the LEDs falling below.	

<b>TM-21 Test Hours</b>	9000 hrs
-------------------------	----------

### COLOUR TEMPERATURE

Warm White (3000K K)	1050 lm
Cool White (4000K K)	1150 lm
DayLight (5700K K)	1100 lm

## DRIVER

<b>Dimmable</b>	Yes
<b>Driver Included</b>	Yes
<b>Integrated Driver</b>	No
<b>Driver Mode</b>	Constant Current
<b>Driver Type</b>	Dimmable ( Phase cut)
<b>Flex &amp; Plug or Lead Length</b>	600 mm
<b>Wiring Type</b>	Re-wireable Flex & Plug (2 pin)

## WARRANTY

<b>Commercial Use Warranty</b>	3 RTB (Total 3 Years)
<b>Domestic Use Warranty</b>	3 (Yr) RTB
<b>VIP Warranty</b>	2 Onsite, 3 RTB (Total 5 Years)

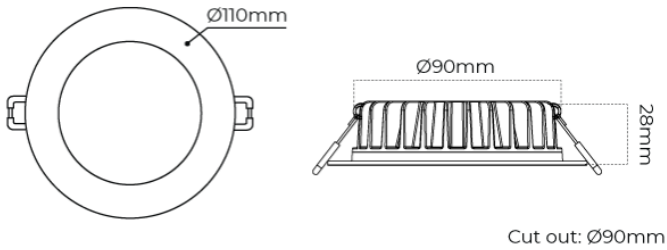
VIP warranty is available to registered users and is subjected to additional terms and conditions.

## DIMENSIONS

<b>Cutout</b>	90-95 mm
<b>Product Diameter</b>	110 mm
<b>Product Height</b>	27 mm

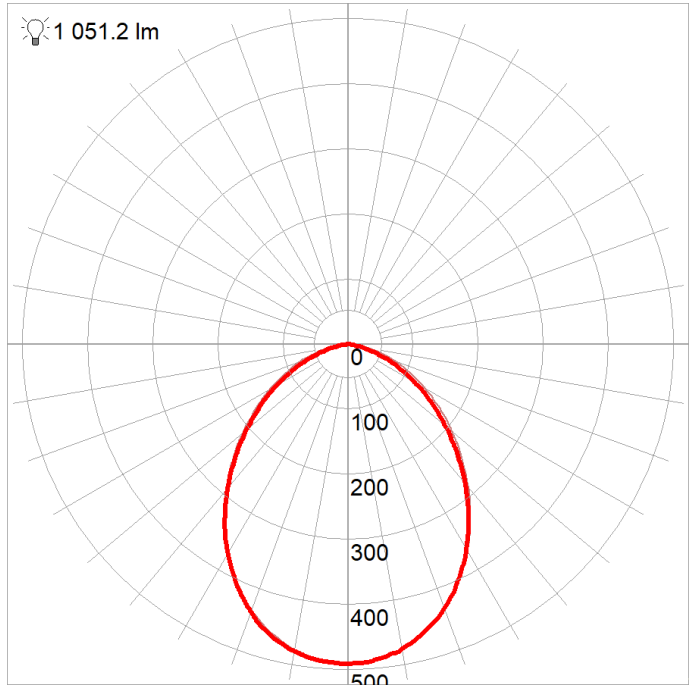
## LINE DRAWINGS

### AT9027/WH/TRI

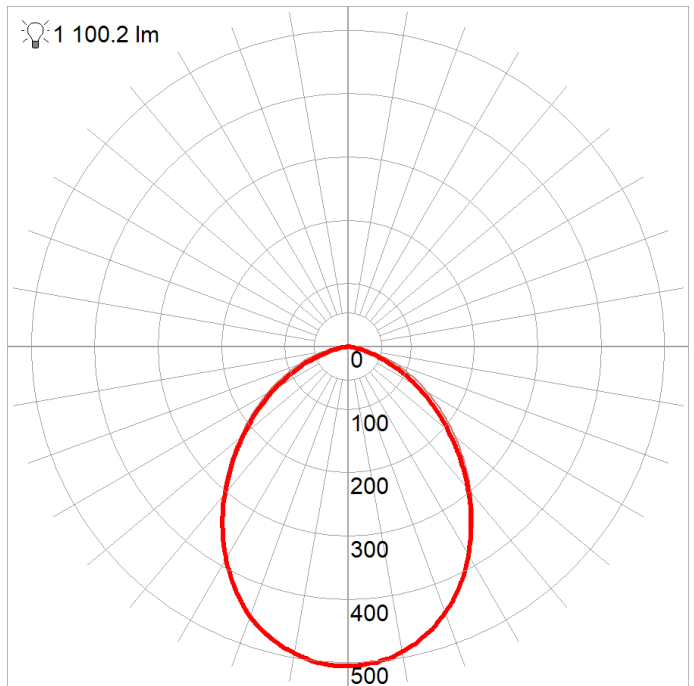


## PHOTOMETRICS

### AT9027/WH/TRI/3000K



### AT9027/WH/TRI/5700K



AT9027/WH/TRI/4000K

