



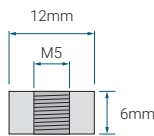
PDC-12200

12V 21.0 AH @ 20-hr.
12V 20.0 AH @ 10-hr.

Rechargeable Sealed Lead Acid Battery
PDC – Deep Cycle AGM Series


TERMINALS (mm)

T12: Threaded insert with 5mm stud fastener



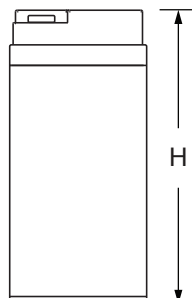

Torque: 2.0~3.0 Nxm

DIMENSIONS inch (mm)



L: 7.14 (182)
W: 3.03 (77)
H: 6.44 (164)
HT: 6.56 (167)

Tolerances are +/- 0.04 in. (+/- 1mm) and +/- 0.08 in. (+/- 2mm) for height dimensions. All data subject to change without notice.



FEATURES

- AGM (absorbent glass mat) technology for superior performance
- Valve regulated, maintenance free spill proof construction
- Specialized paste formulation for true longer life deep cycle performance
- Special additives in the paste ensure excellent performance in deep discharge situations
- Power/volume ratio yielding unrivaled energy density
- Rugged vibration and impact resistant ABS case and cover (UL94-HB) Also available to UL94-V0

APPROVALS

- Approved for transport by air. D.O.T., I.A.T.A., F.A.A. and C.A.B. certified
- U.L. recognized
- ISO9001:2015 – Quality management systems

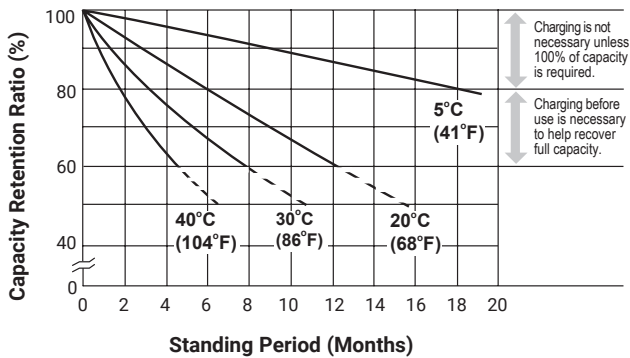
PERFORMANCE SPECIFICATIONS

Nominal Voltage	12 volts (6 cells)	
Nominal Capacity		
20-hr. (1.05A to 10.50 volts)	21.0 AH	20.0 AH
10-hr. (2.0A to 10.50 volts)	20.0 AH	19.2 AH
8-hr. (2.40A to 10.50 volts)	19.2 AH	17.5 AH
5-hr. (3.51A to 10.20 volts)	17.5 AH	12.9 AH
1-hr. (12.9A to 9.00 volts)	12.9 AH	9.9 AH
15-min. (39.5A to 9.00 volts)	9.9 AH	
Approximate Weight	15.0 lbs. (6.9 kg)	
Internal Resistance (approx.)	8.0 milliohms	
Max Discharge Current (7 Min.)	60 amperes	
Max Short-Duration Discharge Current (10 Sec.)	200 amperes	
Shelf Life (% of nominal capacity at 68°F (20°C))		
1 Month	97%	
3 Month	91%	
6 Month	83%	
Operating Temperature Range		
Charge	5°F (-15°C) to 122°F (50°C)	
Discharge	-4°F (-20°C) to 140°F (60°C)	
Case	ABS Plastic	
Power Sonic Chargers	PSC-124000A-C PSC-124000-PC PSC-243500-PC	

PDC-12200 12V 21.0 AH @ 20-hr. 12V 20.0 AH @ 10-hr.

Rechargeable Sealed Lead Acid Battery
PDC – Deep Cycle AGM Series

SHELF LIFE & STORAGE



CHARGING

Cycle Applications: Apply constant voltage charge at 2.35v/c – 2.45v/c (14.1 – 14.7v for 12v Monobloc) at 20°C. Initial charging current should be set at less than 6.0Amps. Switch to float charge to avoid overcharging.

“Float” or “Stand-By” Service: Apply constant voltage charge of 2.25v/c – 2.30v/c (13.5 to 13.8 volts for 12v Monobloc at 20°C. When held at this voltage, the battery will seek its own current level and maintain itself in a fully charged condition.

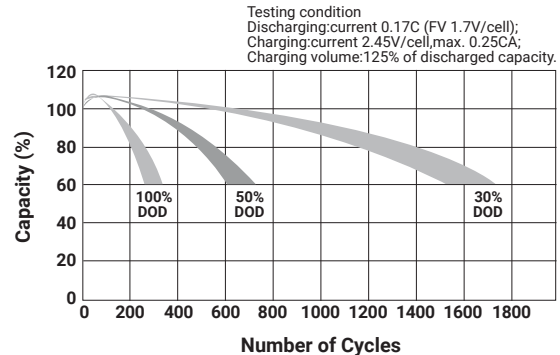
Temperature Compensation: Charging Voltage for both Cyclic and Standby applications should be regulated in relation to ambient temperature. As temperature rises charging voltage should be reduced to prevent overcharge and increased as temperature falls to avoid undercharge.

For further charging information including temperature compensation factors, see Power Sonic Technical Manual/ Power Sonic Charger specifications.

APPLICATIONS

- Medical
- Wind
- Golf Carts
- Solar
- Mobility

CYCLE LIFE IN RELATION TO DEPTH OF DISCHARGE



CHARGERS

Power Sonic offers a wide range of chargers suitable for batteries with a variety of capacities.

Please refer to our website for more information on our switch mode and transformer type chargers.

Please contact our technical department for advice if you have difficulty in locating a suitable charger.

FURTHER INFORMATION

Please refer to our website www.power-sonic.com for a complete range of useful downloads, such as product catalogs, material safety data sheets (MSDS), ISO certification, etc.

