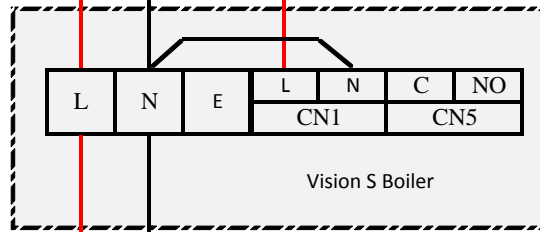
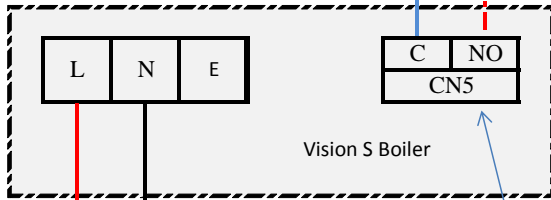
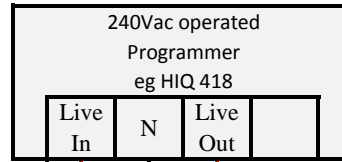
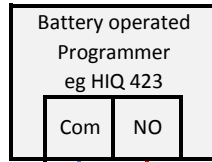


Vokera Vision S with Radiators only

240Vac programmer must have potential free relay contacts. Under no circumstances must CN5 have any voltage applied to it.



240Vac Mains plug into standard RCD protected socket.

Connection is made to main board after removing and discarding both black wires and sub board BE11.

240Vac Mains plug into standard RCD protected socket.

Under no circumstances must CN5 have any voltage applied to it.

Generic Diagrams

Notes:-

Earth wires are not shown for clarity. Terminal wire colours shown improve clarity of the schematic, these do not necessarily relate to the wire colour actually used.

The installer is to verify that all wiring meets current code for the location.

This diagram is for guidance only and suitability for a specific installation must be checked by the installing contractor prior to starting work since connections vary depending upon the components used.