



CONNECT:

Stay up to date with us and show us your gear! We don't want to line the pockets of the corporate fat cats, so we don't run any ads. We rely heavily on people like you to help us get the word out. Throw us a like, a follow, or even a post if you really like us.

Instagram: @blackmasselectronics

Twitter: @blackmassfx

#blackmasselectronics

Black Mass

SALEM, MA. 01970

www.blackmasselectronics.com

Legends always tell of the signs before the end and when otherworldly denizens come to reclaim the earth, you will remember that first moment it felt something in existence shifted. Growling, barking, moaning, screaming, a ragged breath pulled itself through their teeth. The figure opened their mouth, speaking with an otherworldly depth.

"IT IS ALMOST HERE."

A bellow. An utterance. A resonant and foreboding warning of what would come.

The First Herald is a pedal possessed, the first chapter in an apocalyptic narrative. Not death itself, but a definitive statement reminding you:

THE END, GREAT AND TERRIBLE, IS ON ITS WAY.

A fuzz/boost pedal, the First Herald isn't reinventing the wheel; it is, however, reinforcing it.

CONTROLS:

Volume: Controls the output level of the fuzz circuit.

Tone: Mix of high cut and low cut circuits. Clockwise for more treble, counterclockwise for less.

Scoop: Controls the amount of mid scoop. This control is very interactive with tone, and clipping options, giving you complete control over where you sit in a mix. Counterclockwise mids are flat. Clockwise mids are scooped into oblivion.

Sustain: Controls the level of fuzz and sustain.

Boost: Controls the level of independent boost circuit

A=B: Order reverse switch. Left runs fuzz into boost - great for lead boosts. Right runs boost into fuzz - great for smashing fuzz input for more saturation.

Clip: Left position is a modern and aggressive sounding LED/MOSFET hybrid. The middle position removes diodes from both clipping stages resulting in an *EXTREMELY LOUD*, unique overdriven sound — great for bass players. Right position is a standard silicon clipping option for a more vintage fuzz feel.

POWER:

•9v DC only. Do not run at higher voltages. Standard 2.1mm center negative power only.

•Current Draw: <100mA.













































•Use an isolated power supply. Daisy chains will often work fine but can introduce unwanted noise.

NOTES:

•Boost and fuzz sides work independently. i.e. Boost can be used even when fuzz is off.

•LED indicators are different colors to make it easy to detect which side is engaged while performing live.

SUGGESTED SETTINGS

 VOLUME   CLIP   SUSTAIN  BOOST	 VOLUME   CLIP   SUSTAIN  BOOST
 VOLUME   CLIP   SUSTAIN  BOOST	 VOLUME   CLIP   SUSTAIN  BOOST
 VOLUME   CLIP   SUSTAIN  BOOST	 VOLUME   CLIP   SUSTAIN  BOOST
 VOLUME  LEFT RIGHT CLIP 1 2 3  SUSTAIN  BOOST	 VOLUME  LEFT RIGHT CLIP 1 2 3  SUSTAIN  BOOST