

GRIPPS®

GRIPPS Technical Specification Sheet:

GRIPPS® Scaffold Key & Level Connector Pack Models: H07006



H07006
Scaffold Key & Level Connector Pack
Max Load: 2.5kg | 5.5lbs
Max Tether Length: 1.3m | 51"
Length: 130mm | 5.0"
ANSI/ISEA 121-2018 COMPLIANT

FOR PRODUCT SUPPORT CONTACT:

support@gripps.com | +61 3 8383 9458

WWW.GRIPPS.COM

GRIPPS® Scaffold Key & Level Connector Pack

SAFETY INFORMATION

⚠️ WARNING Before using the GRIPPS® Scaffold Key & Level Connector Pack, read all provided safety information pertaining to the use of your Dropped Tool Prevention (DTP) device. **FAILURE TO DO SO COULD RESULT IN INJURY OR DEATH.**

The user of a DTP device bears the responsibility of reading all safety information contained herein.

Keep this manual for future reference.

Intended Use:

When used properly, the GRIPPS® Scaffold Key & Level Connector Pack can prevent workplace hazards resulting from dropped tools. These may include personal injury and material damage.

GRIPPS® does not approve use of this device for any activities not described in the User Instructions. This device is not intended to be used in any recreational activity, as a personal fall-arrest device or in any other manner not described herein.

⚠️ WARNING Misuse of this device could result in serious injury or death.

Adhere to all manufacturer recommendations regarding the operation and maintenance of this device. For additional information, contact GRIPPS® customer support.

Read and adhere to the following in order to ensure correct operational functionality:

- Your DTP should never be used as a personal fall-arrest device or restraint system.
- Do not use this device with tools that exceed the specified maximum load/weight.
- A DTP device used in applications that exceed the limits of operation specified by the manufacturer should be considered unsafe and should be replaced.
- Do not tether a tool over 2.5kg/5.5lbs directly to your clothing or person.
- Inspect your DTP device before each use.
- Ensure the DTP device is securely connected to a load rated tool connector or anchor point before use.
- Inspect any tool connector point before it is connected to the DTP device.
- Modification of the DTP device voids all warranties and violates manufacturer recommendations.
- Do not use a tool that cannot be connected to your DTP in the manner specified by GRIPPS®.
- It is unsafe to extend the length of the DTP product by any means.
- Do not use this product if it will create an unsafe working environment.
- Use extra precaution around moving machinery, moving parts, electrical hazards, extreme temperatures, chemical hazards, or combustion hazards.
- Avoid contact between the Swivel Catch and rough or sharp edges.

- All connected tools and equipment, including connection points, must be compatible for use with this DTP device.
- Always wear appropriate personal protective equipment.
- All procedures shown in this instruction are for GRIPPS® Swivel Catch products only.

GENERAL USE AND CARE

The Swivel Catch prevents tangles while working with hand tools at heights. It offers a secure and load-rated connection point specifically designed for compatible hand tools.

With its innovative swivel design, your tools can be rotated during use, eliminating any concerns of tangled tethers or unwanted tension.

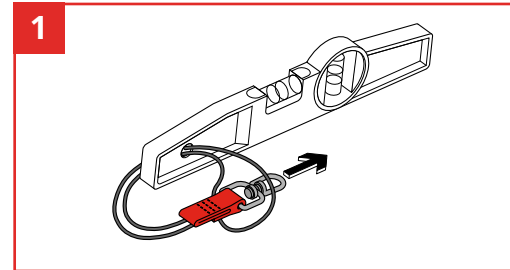
Recommended Use of GRIPPS® Scaffold Key & Level Connector Pack:

1. Use for tools that weigh up to 2.5kg / 5.5lbs.
2. Use for tools that have a closed handle, or pre-formed hole.
3. Do not use when the Swivel Catch will interfere with the safe working condition of the tool.

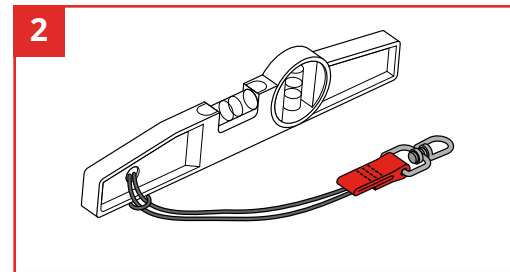
Before Use:

Thoroughly inspect your GRIPPS® DTP device before each use. Do not use any component that presents deformities or deterioration.

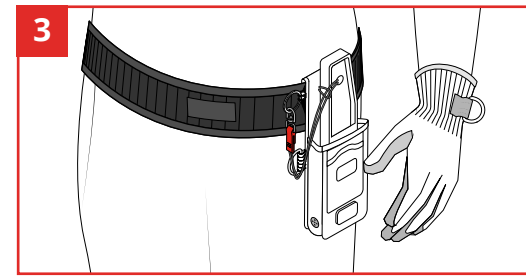
HOW TO USE / INSTRUCTIONS:



Feed the Swivel Catch cord through the pre-formed hole in the tool.



Then feed Swivel Catch back through itself (passing through the loop of the cord) to create a choke-hold. Pull firmly to ensure tension.



Your tool is now ready to be applied to a GRIPPS® Retractor within your tool holster.

After Use Care:

Inspect the Scaffold Key & Level Connector Pack for any possible wear. Clean by lightly brushing if required. For tougher stains, use warm water and a mild soap or detergent. Do not use again until dry.

Store in a clean and dry environment. Proper care will help to ensure that it will operate effectively and extend its service.

GRIPPS®



linkedin.com/company/grippsglobal



facebook.com/grippsglobal



youtube.com/@gripps3480grippsglobal



instagram.com/grippsglobal