

GRIPPS®

GRIPPS Technical Specification Sheet:

GRIPPS® Measuring Tape Connector Pack Models: H07005



H07005
Measuring Tape Connector Pack
Max Load: 1.0kg | 2.2lbs
Max Tether Length: 1.3m | 51"
ANSI/ISEA 121-2018 COMPLIANT

FOR PRODUCT SUPPORT CONTACT:

support@gripps.com | +61 3 8383 9458

WWW.GRIPPS.COM

GRIPPS® Measuring Tape Connector Pack

SAFETY INFORMATION

⚠️ WARNING Before using the GRIPPS® Measuring Tape Connector Pack, read all provided safety information pertaining to the use of your Dropped Tool Prevention (DTP) device. **FAILURE TO DO SO COULD RESULT IN INJURY OR DEATH.**

The user of a DTP device bears the responsibility of reading all safety information contained herein. Keep this manual for future reference.

Intended Use:

When used properly, the GRIPPS® Measuring Tape Connector Pack can prevent workplace hazards resulting from dropped tools. These may include personal injury and material damage.

GRIPPS® does not approve use of this device for any activities not described in the User Instructions. This device is not intended to be used in any recreational activity, as a personal fall-arrest device or in any other manner not described herein.

⚠️ WARNING Misuse of this device could result in serious injury or death.

Adhere to all manufacturer recommendations regarding the operation and maintenance of this device. For additional information, contact GRIPPS® customer support.

Read and adhere to the following in order to ensure correct operational functionality:

- Your DTP should never be used as a personal fall-arrest device or restraint system.
- Do not use this device with tools that exceed the specified maximum load/weight.
- A DTP device used in applications that exceed the limits of operation specified by the manufacturer should be considered unsafe and should be replaced.
- Do not tether a tool over 2.5kg/5.5lbs directly to your clothing or person.
- Inspect your DTP device before each use.
- Ensure the DTP device is securely connected to a load rated tool connector or anchor point before use.
- Inspect any tool connector point before it is connected to the DTP device.
- Modification of the DTP device voids all warranties and violates manufacturer recommendations.
- Do not use a tool that cannot be connected to your DTP in the manner specified by GRIPPS®.
- It is unsafe to extend the length of the DTP product by any means.
- Do not use this product if it will create an unsafe working environment.
- Use extra precaution around moving machinery, moving parts, electrical hazards, extreme temperatures, chemical hazards, or combustion hazards.
- Avoid contact between any connected tethers and rough or sharp edges.
- All connected tools and equipment, including connection points, must be compatible for use with this DTP device.
- Always wear appropriate personal protective equipment.

- If a tether has arrested a dropped tool or object, it should be taken out of service and replaced.
- All procedures shown in this instruction are for GRIPPS® Tool Catch & V-Gripp Tape products only.

GENERAL USE AND CARE

The GRIPPS® Measuring Tape Connection Pack for Tool Belt includes the essential items to add a tape measure to your work belt.

Featuring a GRIPPS® Tape Measure Catch, which permits quick and easy removal/storage of a Tape Measure (up to 8m in length). The included GRIPPS® Swivel Catch helps prevent tangles when working with hand tools at height and reduces tension when directly attaching a tool to a retractor.

Before Use:

Thoroughly inspect your GRIPPS® DTP device before each use. Do not use any component that presents deformities or deterioration. Before use: Thoroughly clean tool of any soiling and grease prior to application

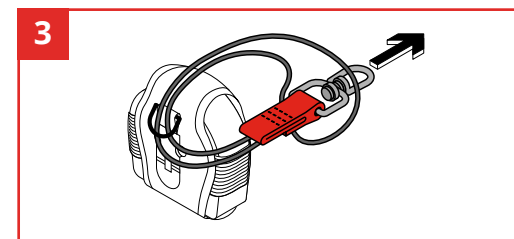
HOW TO USE / INSTRUCTIONS:



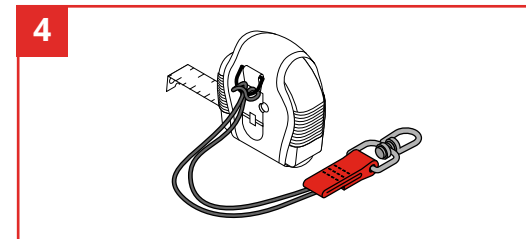
Insert Tape Measure into GRIPPS® Tape Measure Catch.



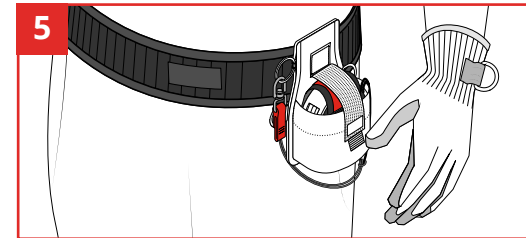
Fasten cover and secure the strap.



Apply the Swivel Catch, by chocking it through the D-Ring.



Ensure Swivel Catch is secured tightly.



Your measuring tape is now ready to be applied to a GRIPPS® Retractable Tool Belt or other suitable GRIPPS® tether.

After Use Care:

Clean and inspect the Measuring Tape Connector Pack and any connected tethers. For tougher stains, use warm water and a mild soap or detergent. Do not use again until dry.

Store in a clean and dry environment. Proper care will help to ensure that it will operate effectively and extend its service.

GRIPPS®



linkedin.com/company/grippsglobal



facebook.com/grippsglobal



youtube.com/@gripps3480grippsglobal



instagram.com/grippsglobal