

# GRIPPS®

## GRIPPS Technical Specification Sheet:

GRIPPS® Ratchet/Wrench  
Connector Pack 1.0kg | 2.2lbs  
Models: H07001



**H07001**  
Ratchet/Wrench Connector Pack  
1.0kg | 2.2lbs  
**Max Load:** 1.0kg | 2.2lbs  
**Max Tether Length:** 1.3m | 51"  
**ANSI/ISEA 121-2018 COMPLIANT**

### FOR PRODUCT SUPPORT CONTACT:

support@gripps.com | +61 3 8383 9458

WWW.GRIPPS.COM

## GRIPPS® Ratchet/Wrench Connector Pack 1.0kg | 2.2lbs

### SAFETY INFORMATION

**⚠️ WARNING** Before using the GRIPPS® Ratchet/Wrench Connector Pack, read all provided safety information pertaining to the use of your Dropped Tool Prevention (DTP) device. FAILURE TO DO SO COULD RESULT IN INJURY OR DEATH.

The user of a DTP device bears the responsibility of reading all safety information contained herein. Keep this manual for future reference.

#### Intended Use:

When used properly, the GRIPPS® Ratchet/Wrench Connector Pack can prevent workplace hazards resulting from dropped tools. These may include personal injury and material damage.

GRIPPS® does not approve use of this device for any activities not described in the User Instructions. This device is not intended to be used in any recreational activity, as a personal fall-arrest device or in any other manner not described herein.

**⚠️ WARNING** Misuse of this device could result in serious injury or death.

Adhere to all manufacturer recommendations regarding the operation and maintenance of this device. For additional information, contact GRIPPS® customer support.

Read and adhere to the following in order to ensure correct operational functionality:

- Your DTP should never be used as a personal fall-arrest device or restraint system.
- Do not use this device with tools that exceed the specified maximum load/weight.
- A DTP device used in applications that exceed the limits of operation specified by the manufacturer should be considered unsafe and should be replaced.
- Do not tether a tool over 2.5kg/5.5lbs directly to your clothing or person.
- Inspect your DTP device before each use.
- Ensure the DTP device is securely connected to a load rated tool connector or anchor point before use.
- Inspect any tool connector point before it is connected to the DTP device.
- Modification of the DTP device voids all warranties and violates manufacturer recommendations.
- Do not use a tool that cannot be connected to your DTP in the manner specified by GRIPPS®.
- It is unsafe to extend the length of the DTP product by any means.
- Do not use this product if it will create an unsafe working environment.
- Use extra precaution around moving machinery, moving parts, electrical hazards, extreme temperatures, chemical hazards, or combustion hazards.
- Avoid contact between any connected tethers and rough or sharp edges.
- All connected tools and equipment, including connection points, must be compatible for use with this DTP device.
- Always wear appropriate personal protective equipment.

- If a tether has arrested a dropped tool or object, it should be taken out of service and replaced.
- All procedures shown in this instruction are for GRIPPS® Tool Catch & V-Gripp Tape products only.

### GENERAL USE AND CARE

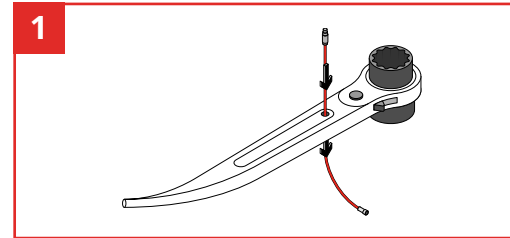
The GRIPPS® Ratchet/Wrench 1Kg/2.2LB Connector Pack, creates a perfect solution for a reliable and secure connection point on your ratchet or wrench. This pack allows you to conveniently utilize the pre-existing hole on your tool.

Effortlessly connect your tool to a GRIPPS® retractor, via the included Swivel Catch. The Swivel Catch will provide a flexible and tangle-free tethering solution when working at elevated heights.

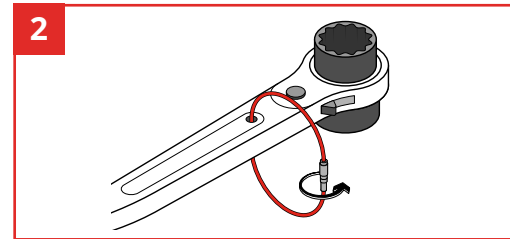
#### Before Use:

Thoroughly inspect your GRIPPS® DTP device before each use. Do not use any component that presents deformities or deterioration. Before use: Thoroughly clean tool of any soiling and grease prior to application

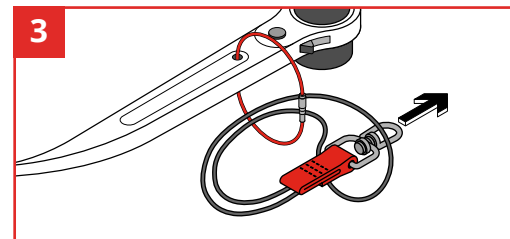
### HOW TO USE / INSTRUCTIONS:



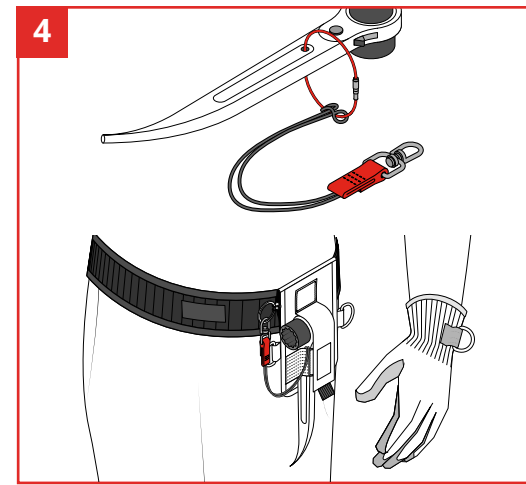
Thread Screw Lock Cable through the hole in the tool.



Apply a small amount of thread locking compound to the inner thread. Then screw ends of cable together completely.



Apply the Swivel Catch, by choking it through the Screw Lock cable.



Your Ratchet/Wrench is ready to apply to a GRIPPS® Retractable Tool Belt or other suitable GRIPPS® tether.

#### After Use Care:

Clean and inspect the Ratchet/Wrench Connector Pack and any connected tethers. For tougher stains, use warm water and a mild soap or detergent. Do not use again until dry.

Store in a clean and dry environment. Proper care will help to ensure that it will operate effectively and extend its service.

# GRIPPS®



linkedin.com/company/grippsglobal



youtube.com/@gripps3480grippsglobal



facebook.com/grippsglobal



instagram.com/grippsglobal