

GRIPPS®

GRIPPS® Technical Specification Sheet.

GRIPPS® Single Tool Holster Models: H02070, H02071, H02072



H02070
Single Tool Holster MKII
Max Load (D-Ring):
2.5kg / 5.5lbs
ANSI/ISEA 121-2018
COMPLIANT

H02071
Retractable Single Tool
Holster MKII
Max Load (D-Ring):
2.5kg / 5.5lbs
Max Load (Retractor):
0.7kg / 1.5lbs
ANSI/ISEA 121-2018
COMPLIANT



H02072
Retractable Single Tool
Holster MKII with Auto-Stop
Max Load (D-Ring):
2.5kg / 5.5lbs
Max Load (Retractor):
0.7kg / 1.5lbs
ANSI/ISEA 121-2018
COMPLIANT

FOR PRODUCT SUPPORT CONTACT:

support@gripps.com | +61 3 8383 9458

WWW.GRIPPS.COM

GRIPPS® Single Tool Holster

SAFETY INFORMATION

⚠️ WARNING Before using the GRIPPS® Single Tool Holsters, read all provided safety information pertaining to the use of your Dropped Tool Prevention (DTP) device. **FAILURE TO DO SO COULD RESULT IN INJURY OR DEATH.**

The user of a DTP device bears the responsibility of reading all safety information contained herein. Keep this manual for future reference.

Intended Use:

When used properly, GRIPPS® Single Tool Holsters can prevent workplace hazards resulting from dropped tools. These may include personal injury and material damage.

GRIPPS® does not approve use of this device for any activities not described in the User Instructions. This device is not intended to be used in any recreational activity, as a personal fall-arrest device or in any other manner not described herein.

⚠️ WARNING Misuse of this device could result in serious injury or death.

Adhere to all manufacturer recommendations regarding the operation and maintenance of this device. For additional information, contact GRIPPS® customer support.

Read and adhere to the following in order to ensure correct operational functionality:

- Your DTP should never be used as a personal fall-arrest device or restraint system.
- Do not use this device with tools that exceed the specified maximum load/weight.
- A DTP device used in applications that exceed the limits of operation specified by the manufacturer should be considered unsafe and should be replaced.
- Do not tether a tool over 2.5kg/5.5lbs directly to your clothing or person.
- Inspect your DTP device before each use.
- Ensure the DTP device is securely connected to a load rated tool connector or anchor point before use.
- Inspect any tool connector point before it is connected to the DTP device.
- Modification of the DTP device voids all warranties and violates manufacturer recommendations.
- Do not use a tool that cannot be connected to your DTP in the manner specified by GRIPPS®.
- It is unsafe to extend the length of the DTP product by any means.
- Do not use this product if it will create an unsafe working environment.
- Ensure the tether does not become entangled with other workers, yourself or surrounding objects. Leave enough space between yourself and any hazards so that a tool on a fully extended tether can swing unobstructed should it fall.
- Avoid contact between the tether and rough or sharp edges.
- Use extra precaution around moving machinery, moving parts, electrical hazards, extreme temperatures, chemical hazards, or combustion hazards.

- All connected tools and equipment, including connection points, must be compatible for use with this DTP device.
- Always wear appropriate personal protective equipment.
- If a tether has arrested a dropped tool or object, it should be taken out of service and replaced.
- All procedures shown in this instruction are for GRIPPS® Tool Holster products only.

GENERAL USE AND CARE

GRIPPS® Single Tool Holsters are designed to keep your tools secure and accessible in a lightweight and industrial-grade design. GRIPPS® Tool Holsters come in retractable and non-retractable variations. Hand tools can be tethered directly to the holster via a retractor or with a suitable tether via the D-rings.

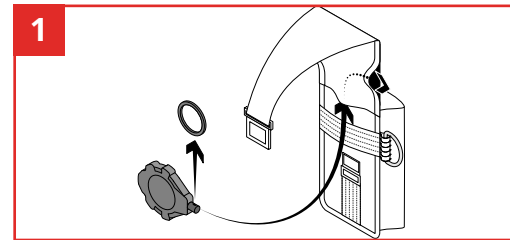
Recommended Use of GRIPPS® Single Tool Holsters:

1. Use the appropriate tool holster for each specific tool.
2. When tethering to integrated D-Rings, use with tools that weigh up to 2.5kg/5.0lbs.
3. Velcro straps have a secondary Velcro patch that allow the strap to be secured open while tool is in regular use.
4. Ensure tools are tethered to the D-Rings or another load rated Tether Anchor point at all times while holstered.
5. All Tool Holsters are compatible with standard 50mm/2.0" work belts, and the GRIPPS® Mule Bag.
6. Only use with GRIPPS® tool tethers.

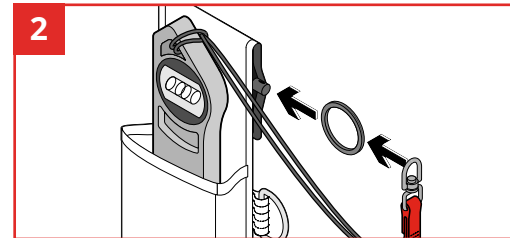
Before Use:

Thoroughly inspect your GRIPPS® DTP device before each use. Do not use any component that presents deformities or deterioration. Inspect all material including the carabiner and tether.

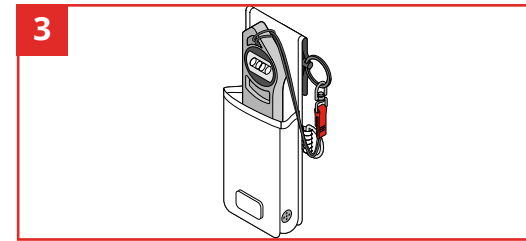
HOW TO USE / INSTRUCTIONS:



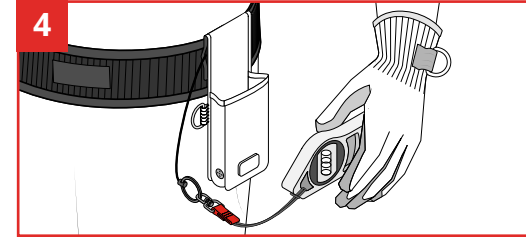
Remove Tool Ring from retractor then insert the Retractor Unit into back pouch.



Reattach tool ring to Retractor end.



Connect tool to the Retractor or side D-Rings.



Your Single Tool Holster is now ready for use.

After Use Care:

Clean and inspect the Single Tool Holster, tethers and connected tool. For tougher stains, use warm water and a mild soap or detergent. Do not use again until dry.

Store in a clean and dry environment. Proper care will help to ensure that it will operate effectively and extend its service.

GRIPPS®



linkedin.com/company/grippsglobal



facebook.com/grippsglobal



youtube.com/@gripps3480grippsglobal



instagram.com/grippsglobal