

# GRIPPS®

## GRIPPS® Technical Specification Sheet.

### GRIPPS® Waterboy/Waterboy XL Models: H02038, H02021



**H02038**  
Waterboy  
Max Load: 0.75kg / 1.6lbs  
ANSI/ISEA 121-2018  
COMPLIANT

**H02021**  
Waterboy XL  
Max Load: 2kg / 4.4lbs

## GRIPPS® Waterboy/Waterboy XL

### SAFETY INFORMATION

**⚠️ WARNING** Before using the GRIPPS® Waterboy/Waterboy XL, read all provided safety information pertaining to the use of your Dropped Tool Prevention (DTP) device. **FAILURE TO DO SO COULD RESULT IN INJURY OR DEATH.**

The user of a DTP device bears the responsibility of reading all safety information contained herein. Keep this manual for future reference.

#### Intended Use:

When used properly, the GRIPPS® Waterboy/Waterboy XL can prevent workplace hazards resulting from dropped tools. These may include personal injury and material damage.

GRIPPS® does not approve use of this device for any activities not described in the User Instructions. This device is not intended to be used in any recreational activity, as a personal fall-arrest device or in any other manner not described herein.

**⚠️ WARNING** Misuse of this device could result in serious injury or death.

Adhere to all manufacturer recommendations regarding the operation and maintenance of this device. For additional information, contact GRIPPS® customer support.

Read and adhere to the following in order to ensure correct operational functionality:

- Your DTP should never be used as a personal fall-arrest device or restraint system.
- Do not use this device with tools that exceed the specified maximum load/weight.
- A DTP device used in applications that exceed the limits of operation specified by the manufacturer should be considered unsafe and should be replaced.
- Do not tether a tool over 2.5kg/5.5lbs directly to your clothing or person.
- Inspect your DTP device before each use.
- Ensure the DTP device is securely connected to a load rated tool connector or anchor point before use.
- Inspect any tool connector point before it is connected to the DTP device.
- Modification of the DTP device voids all warranties and violates manufacturer recommendations.
- Do not use a tool that cannot be connected to your DTP in the manner specified by GRIPPS®.
- It is unsafe to extend the length of the DTP product by any means.
- Do not use this product if it will create an unsafe working environment.
- Use extra precaution around moving machinery, moving parts, electrical hazards, extreme temperatures, chemical hazards, or combustion hazards.
- Avoid contact between any connected tethers and rough or sharp edges.
- Regularly inspect the Phone/Tablet Gripper & connected tethers to ensure it is free from any dust, grime or debris.
- All connected tools and equipment, including connection points, must be compatible for use with this DTP device.

- Always wear appropriate personal protective equipment.
- If a tether has arrested a dropped tool or object, it should be taken out of service and replaced.
- All procedures shown in this instruction are for GRIPPS® Phone/Tablet Gripper products only.

### GENERAL USE AND CARE

Keep drinks cool and spray cans secure with the Waterboy. Constructed from synthetic rubber that insulates against heat, the top securing flap has been engineered to allow full functionality of a spray can form within the holster, as well as access to water bottle pop-tops and screw tops.

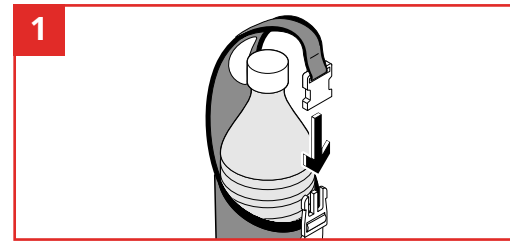
#### Recommended Use of GRIPPS® Waterboy/Waterboy XL:

1. Do not use with devices that exceed maximum load specified.
2. If carrying on a belt, the Waterboy can be clipped on using the in-built metal clip.

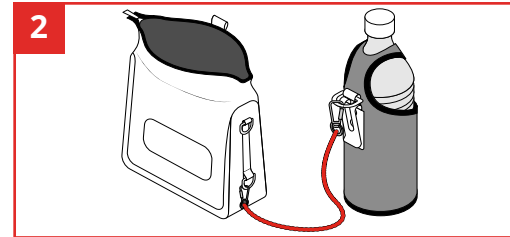
#### Before Use:

Thoroughly inspect your GRIPPS® DTP device before each use. Do not use any component that presents deformities or deterioration.

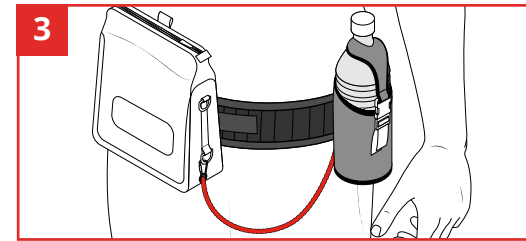
### HOW TO USE / INSTRUCTIONS:



Place water bottle inside of holster, then pull over cover and close the front buckle. Tighten front strap.



Connect tether to the D-Ring on the back of Waterboy/Waterboy XL.



Ensure opposite end of tether is anchored appropriately.

Slide Waterboy/Waterboy XL onto your belt via clip.

#### After Use Care:

Clean and inspect the Waterboy/Waterboy XL and any connected tethers. For tougher stains, use warm water and a mild soap or detergent. Do not use again until dry.

Store in a clean and dry environment. Proper care will help to ensure that it will operate effectively and extend its service.

### FOR PRODUCT SUPPORT CONTACT:

support@gripps.com | +61 3 8383 9458

WWW.GRIPPS.COM

# GRIPPS®

 [linkedin.com/company/grippsglobal](https://www.linkedin.com/company/grippsglobal)

 [facebook.com/grippsglobal](https://www.facebook.com/grippsglobal)

 [youtube.com/@gripps3480grippsglobal](https://www.youtube.com/@gripps3480grippsglobal)

 [instagram.com/grippsglobal](https://www.instagram.com/grippsglobal)