

GRIPPS®

GRIPPS® Technical Specification Sheet.

GRIPPS® Adjustable Two-Way Radio Holster Models: H02034, H02035



H02034
Adjustable Two-Way Radio
Holster
Max Load: 0.5kg / 1.0lbs
ANSI/ISEA 121-2018
COMPLIANT

H02035
Adjustable Two-Way Radio
Holster With
Coil E-Tether & E-Catch
Max Load: 0.5kg / 1.0lbs

FOR PRODUCT SUPPORT CONTACT:

support@gripps.com | +61 3 8383 9458

WWW.GRIPPS.COM

GRIPPS® Adjustable Two-Way Radio Holster

SAFETY INFORMATION

⚠️ WARNING Before using the GRIPPS® Adjustable Two-Way Radio Holster, read all provided safety information pertaining to the use of your Dropped Tool Prevention (DTP) device. **FAILURE TO DO SO COULD RESULT IN INJURY OR DEATH.**

The user of a DTP device bears the responsibility of reading all safety information contained herein. Keep this manual for future reference.

Intended Use:

When used properly, the GRIPPS® Adjustable Two-Way Radio Holster can prevent workplace hazards resulting from dropped tools. These may include personal injury and material damage.

GRIPPS® does not approve use of this device for any activities not described in the User Instructions. This device is not intended to be used in any recreational activity, as a personal fall-arrest device or in any other manner not described herein.

⚠️ WARNING Misuse of this device could result in serious injury or death.

Adhere to all manufacturer recommendations regarding the operation and maintenance of this device. For additional information, contact GRIPPS® customer support.

Read and adhere to the following in order to ensure correct operational functionality:

- Your DTP should never be used as a personal fall-arrest device or restraint system.
- Do not use this device with tools that exceed the specified maximum load/weight.
- A DTP device used in applications that exceed the limits of operation specified by the manufacturer should be considered unsafe and should be replaced.
- Do not tether a tool over 2.5kg/5.5lbs directly to your clothing or person.
- Inspect your DTP device before each use.
- Ensure the DTP device is securely connected to a load rated tool connector or anchor point before use.
- Inspect any tool connector point before it is connected to the DTP device.
- Modification of the DTP device voids all warranties and violates manufacturer recommendations.
- Do not use a tool that cannot be connected to your DTP in the manner specified by GRIPPS®.
- It is unsafe to extend the length of the DTP product by any means.
- Do not use this product if it will create an unsafe working environment.
- Use extra precaution around moving machinery, moving parts, electrical hazards, extreme temperatures, chemical hazards, or combustion hazards.
- Avoid contact between any connected tethers and rough or sharp edges.
- All connected tools and equipment, including connection points, must be compatible for use with this DTP device.
- Always wear appropriate personal protective equipment.

- If a tether has arrested a dropped tool or object, it should be taken out of service and replaced.
- All procedures shown in this instruction are for GRIPPS® Adjustable Two-Way Radio Holster products only.

GENERAL USE AND CARE

GRIPPS® Adjustable Two-Way Radio Holsters are designed to be compatible with virtually every Two-Way Radio on the market. Easily mounted to either work belts or harnesses, the Adjustable Radio Holster uses a two-way Velcro mounting sleeve to secure itself to the user.

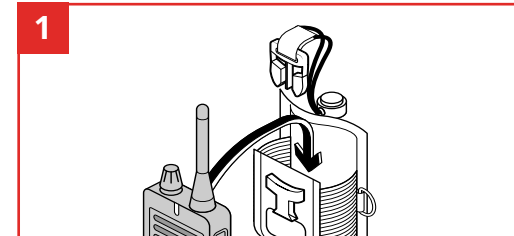
Recommended Use of GRIPPS® Adjustable Two-Way Radio Holster:

1. Use the Adjustable Two-Way Radio Holster for the safe storage and use of radio holsters and small electronic devices that weigh up to 0.5kg/1.0lbs.
2. The maximum size of an electronic device should not exceed 140mm x 190mm/5.5" x 7.5".
3. Always ensure contents are secured tightly by pulling the bungee cord tight and securing the cord lock.
4. Only secure holster to a work belt or harness strap.
5. Only tether contents with a GRIPPS® Coil E-Tether with E-Catch.
6. Not recommended for phones. For mobile phone devices please consider the GRIPPS® Phone Gripper.

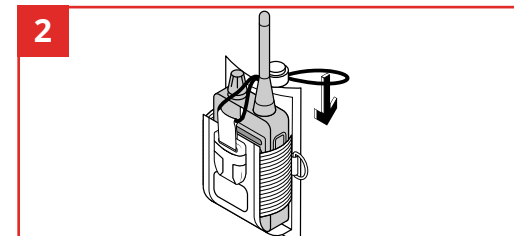
Before Use:

Thoroughly inspect your GRIPPS® DTP device before each use. Do not use any component that presents deformities or deterioration.

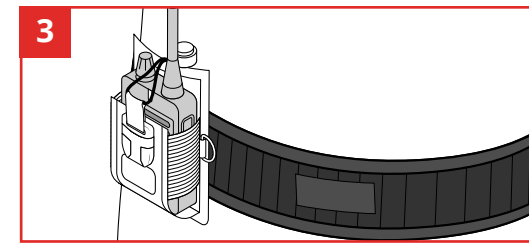
HOW TO USE / INSTRUCTIONS:



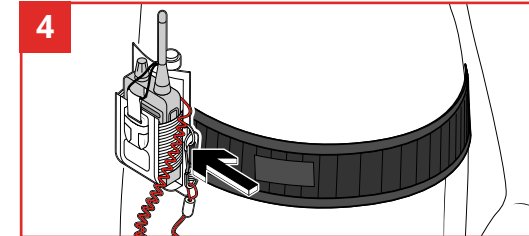
To secure an electronic device, slide the radio or device all the way to the bottom of the holster.



Click the release buckle together, then pull the bungee cord tight while sliding the cord lock towards the holster.



Attach to a tool belt or harness using either the Velcro strap or sewn loop on the back of the holster.



To tether to the holster, ensure electronic device has had a GRIPPS® E-Catch installed, then tether to the metal D-Ring on the holster.

After Use Care:

Clean and inspect the holster and any connected tethers. For tougher stains, use warm water and a mild soap or detergent. Do not use again until dry.

Store in a clean and dry environment. Proper care will help to ensure that it will operate effectively and extend its service.

GRIPPS®

linkedin.com/company/grippsglobal

facebook.com/grippsglobal

youtube.com/@gripps3480grippsglobal

instagram.com/grippsglobal