

GRIPPS®

GRIPPS Technical Specification Sheet:

GRIPPS® Screwlock Cable
Models: H01030, H01031, H01032, H01033



H01030 / H01030-5 / H01030-10

Screwlock Cable
3.0mm x 120mm | 0.1" x 4.75"
Max Load: 1.0kg | 2.0lbs
Max Tether Length: 1.3m | 51"
ANSI/ISEA 121-2018
COMPLIANT

H01031 / H01031-5 / H01031-10

Screwlock Cable
3.0mm x 150mm | 0.1" x 6.0"
Max Load: 1.0kg | 2.0lbs
Max Tether Length: 1.3m | 51"
ANSI/ISEA 121-2018
COMPLIANT

H01032 / H01032-5 / H01032-10

Screwlock Cable
4.0mm x 160mm | 0.15" x 6.25"
Max Load: 2.0kg | 4.4lbs
Max Tether Length: 1.3m | 51"
ANSI/ISEA 121-2018
COMPLIANT

H01033 / H01033-5 / H01033-10

Screwlock Cable
4.0mm x 200mm | 0.15" x 8.0"
Max Load: 2.0kg | 4.4lbs
Max Tether Length: 1.3m | 51"
ANSI/ISEA 121-2018
COMPLIANT

FOR PRODUCT SUPPORT CONTACT:

support@gripps.com | +61 3 8383 9458

WWW.GRIPPS.COM

GRIPPS® Screwlock Cable

SAFETY INFORMATION

⚠️ WARNING Before using the GRIPPS® Screwlock Cable, read all provided safety information pertaining to the use of your Dropped Tool Prevention (DTP) device. **FAILURE TO DO SO COULD RESULT IN INJURY OR DEATH.**

The user of a DTP device bears the responsibility of reading all safety information contained herein. Keep this manual for future reference.

Intended Use:

When used properly, the GRIPPS® Screwlock Cable can prevent workplace hazards resulting from dropped tools. These may include personal injury and material damage.

GRIPPS® does not approve use of this device for any activities not described in the User Instructions. This device is not intended to be used in any recreational activity, as a personal fall-arrest device or in any other manner not described herein.

⚠️ WARNING Misuse of this device could result in serious injury or death.

Adhere to all manufacturer recommendations regarding the operation and maintenance of this device. For additional information, contact GRIPPS® customer support.

Read and adhere to the following in order to ensure correct operational functionality:

- Your DTP should never be used as a personal fall-arrest device or restraint system.
- Do not use this device with tools that exceed the specified maximum load/weight.
- A DTP device used in applications that exceed the limits of operation specified by the manufacturer should be considered unsafe and should be replaced.
- Do not tether a tool over 2.5kg/5.5lbs directly to your clothing or person.
- Inspect your DTP device before each use.
- Ensure the DTP device is securely connected to a load rated tool connector or anchor point before use.
- Inspect any tool connector point before it is connected to the DTP device.
- Modification of the DTP device voids all warranties and violates manufacturer recommendations.
- Do not use a tool that cannot be connected to your DTP in the manner specified by GRIPPS®.
- It is unsafe to extend the length of the DTP product by any means.
- Do not use this product if it will create an unsafe working environment.
- Use extra precaution around moving machinery, moving parts, electrical hazards, extreme temperatures, chemical hazards, or combustion hazards.
- Avoid contact between the Screwlock Cable and rough or sharp edges.
- All connected tools and equipment, including connection points, must be compatible for use with this DTP device.
- Always wear appropriate personal protective equipment.

- If a tether has arrested a dropped tool or object, it should be taken out of service and replaced.
- All procedures shown in this instruction are for GRIPPS® Screwlock Cable products only.

GENERAL USE AND CARE

The Screwlock Cable provides a quick, easy and cost-effective way to create a certified, load rated tool connection point for tools with a suitable existing hole.

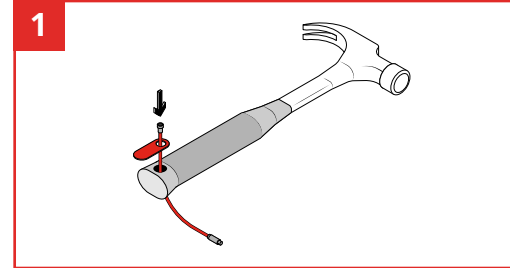
Recommended Use of GRIPPS® Screwlock Cable:

- Use the H01030 & H01031 Screwlock Cable for tools that weigh up to 1.0kg/2.0lbs.
- Use the H01032 & H01033 Screwlock Cable for tools that weigh up to 2.0kg/4.4lbs.
- Only attach Screwlock Cable to an existing, engineered hang hole/slot.
- Do not attempt to create your own hole. If a tool does not have an existing hang-hole/slot then use a GRIPPS® Tool Catch and V-Gripp Tape.

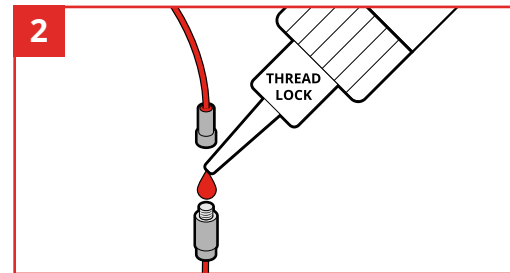
Before Use:

Thoroughly inspect your GRIPPS® DTP device before each use. Do not use any component that presents deformities or deterioration.

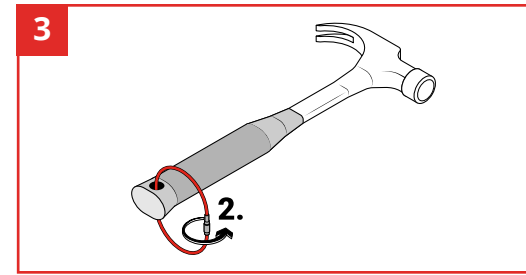
HOW TO USE / INSTRUCTIONS:



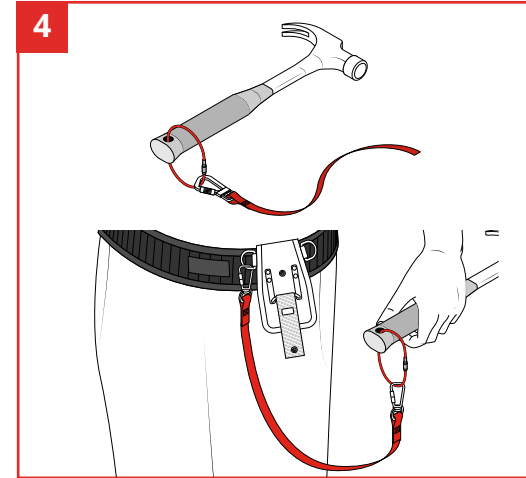
Thread the Screwlock Cable through the pre-formed hole in the tool.



Squeeze a drop of thread-locking compound onto thread for a permanent connection point.



Screw the two ends together, ensuring they are screwed fully in and the threads haven't crossed.



Your Screwlock Cable is now ready to connect with a suitable GRIPPS® tether.

After Use Care:

Clean and inspect the Screwlock Cable and any connected tethers. For tougher stains, use warm water and a mild soap or detergent. Do not use again until dry.

Store in a clean and dry environment. Proper care will help to ensure that it will operate effectively and extend its service.

GRIPPS®



linkedin.com/company/grippsglobal



facebook.com/grippsglobal



youtube.com/@gripps3480grippsglobal



instagram.com/grippsglobal