

GRIPPS®

ANSI/ISEA
121-2018
COMPLIANT

H07007 2 X OPEN TOOL CONNECTOR PACK

This Tool Connection Pack will give you the flexibility to add any hand tools with an existing hole/opening to your work belt with ease.

The Gripplock Cable provides a permanent connection point for your tool, whilst the additional GRIPPS Swivel Catch will provide added flexibility as the bridge between your belt retractor and Gripplock Cable.



2.2_{LB} **1.0_{KG}**

MAX LOAD:

51_{IN} **1.3_M**

MAX TETHER LENGTH:



THE LEADERS IN FALLING OBJECT PREVENTION

GRIPPS.COM

KEY FEATURES

PU coated Aircraft-grade Steel
(providing a hard-wearing tool
anchor that's easy to maintain.)

Patent Pending
Gripplock
locking heads



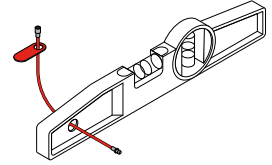
Connects to existing
hang-hole, slot or
closed handle.

The strong steel ring is
mounted on a swivel point,
providing a full 360-degree
range of movement.

SPECIFICATIONS

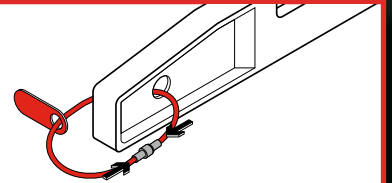
SKU	MAX LOAD	QTY	KIT CONTENTS
H07007	1.0KG 2.2LBS	2	GRIPPLOCK CABLE
		2	SWIVEL CATCH

1



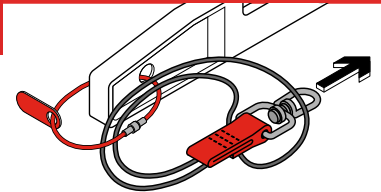
Thread the Gripplock Cable through the pre-formed hole in the tool.

2



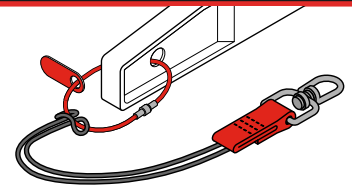
Join the two ends together, ensuring a firm application and click sound is heard and felt. Test Gripplock Cable cannot be separated by tugging both ends firmly.

3



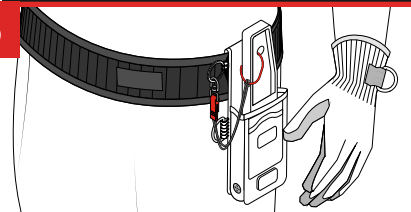
Apply the Swivel Catch, by choking it through the Gripplock Cable.

4



Ensure Swivel Catch is secured tightly.

5



Your tool is ready to apply to a GRIPPS® Retractable Tool Belt via the retractor unit tool ring.