

# GRIPPS®

ANSI/ISEA  
121-2018  
COMPLIANT

## H07005 MEASURING TAPE CONNECTOR PACK

*The GRIPPS Measuring Tape Connector Pack for Tool Belt includes the essential items needed to add a tape measure to your work belt.*

Featuring a GRIPPS Tape Measure Catch which permits quick and easy removal/storage of a Tape Measure (up to 8m in length). The included GRIPPS Swivel Catch (130mm), helps prevent tangles when working with hand tools at height and reduces tension found when directly attaching a tool to a retractor. The Swivel Catch includes load rated swivel point that allows for a 360-degree operational range of motion.



**2.2** LB **1.0** KG

MAX LOAD:

**51** IN **1.3** M

MAX TETHER LENGTH:



THE LEADERS IN FALLING OBJECT PREVENTION

GRIPPS.COM

## KEY FEATURES



1



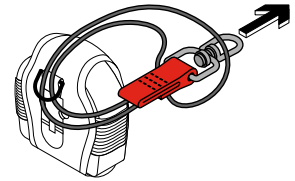
Insert Tape Measure into pouch of GRIPPS® Tape Measure Catch.

2



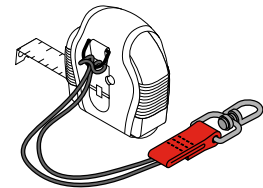
Pull cover of GRIPPS® Tape Measure Catch over tape measure and secure the strap.

3



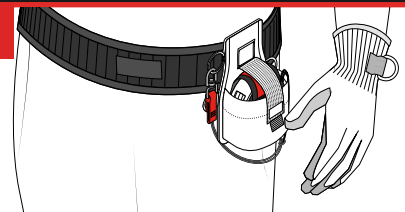
Apply the Swivel Catch, by chocking it through the D-Ring of back of GRIPPS® Tape Measure Catch.

4



Ensure Swivel Catch is secured tightly.

5



Your measuring tape is ready to apply to a GRIPPS® Retractable Tool Belt or other suitable GRIPPS® tether.

## SPECIFICATIONS

SKU	MAX LOAD	QTY	KIT CONTENTS
H07005	1.0KG   2.2LBS	1	TAPE MEASURE CATCH
		1	SWIVEL CATCH