

GRIPPS®

ANSI/ISEA
121-2018
COMPLIANT

H07003 NIPPERS/PLIERS CONNECTOR PACK 1.0KG/2.2LB

Always a common tool on the worksite, your Nips can now be securely connected to your tool belt with this simplified bundle.

Featuring GRIPPS V Gripp Tape, Tool Catch, Shrink Wrap and a Swivel Catch, obtain a permanent connection point for your Nips with ease. The Swivel Catch works to prevent tangles when working with hand tools at height.



2.2_{LB} **1.0_{KG}**

MAX LOAD:

51_{IN} **1.3_M**


MAX TETHER LENGTH:



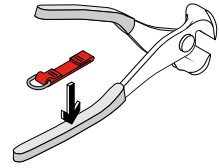
THE LEADERS IN FALLING OBJECT PREVENTION

GRIPPS.COM

KEY FEATURES

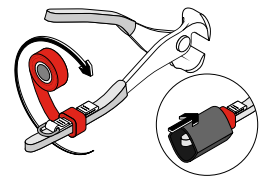


1



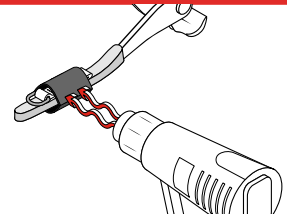
Place Tool Catch towards the base of nips/ pliers handle, ensuring the Tool Catch D-Ring overlaps the nips/pliers ending.

2



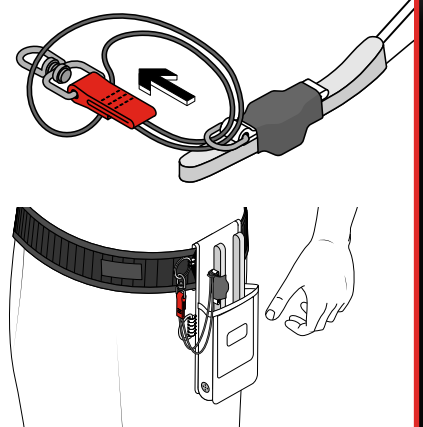
Wrap the tape around the tool 10x while stretching the tape to activate the self-vulcanizing feature, creating a secure connection. Ensure raised 'catch' is not covered by the tape. Pull on Tool Catch with force to test application.

3



Slide GRIPP Shrink over Tool Catch and V-GRIPP Tape. Then apply heat gun over V-GRIPP Tape, covering all areas until fitted securely to Nips.

4



Apply the Swivel Catch, by passing it through the D-Ring and choking it back on itself. Pull tightly.

SPECIFICATIONS

SKU	MAX LOAD	QTY	KIT CONTENTS
H07003	1.0KG 2.2LBS	0.1	V GRIPP TAPE
		0.1	GRIPP SHRINK
		1	TOOL CATCH 12MM X 55MM
		1	SWIVEL CATCH