

GRIPPS®

ANSI/ISEA
121-2018
COMPLIANT

H07000 HAMMER CONNECTOR PACK 2.5KG/5.5LB

Equip your tool belt with the necessary connectors for adding any hammer with this comprehensive pack. The pack includes innovative self-vulcanizing GRIPPS® V Gripp Tape, (which is resistant to heat, water, and oil), a GRIPPS® Tool Catch and GRIPP® Shrink, ensuring no hammer poses a challenge.

Once the connector pack has been applied to your hammer, connect a suitable GRIPPS® tether (such as the H01073) to the Tool Catch and anchor back to your work belt tool holster.

Note: The maximum load capacity for your hammer is 2.5KG/5.5LBS.



5.5 LB **2.5** KG

MAX LOAD:

51 IN **1.3** M

MAX TETHER LENGTH:



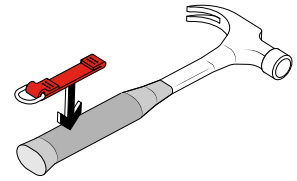
THE LEADERS IN FALLING OBJECT PREVENTION

GRIPPS.COM

KEY FEATURES

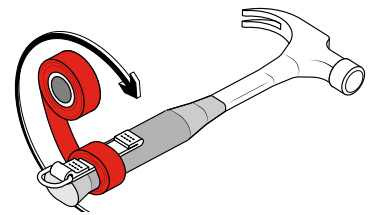


1



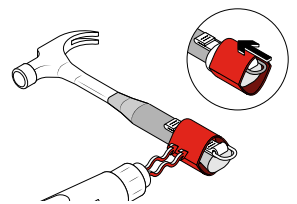
Place Tool Catch towards the base of hammer handle.

2



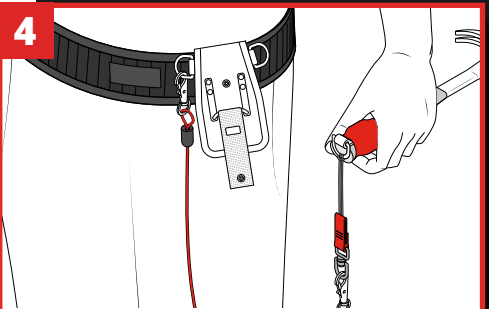
Wrap the tape around the tool 10x while stretching the tape to activate the self-vulcanizing feature, creating a secure connection. Ensure raised 'catch' is not covered by the tape. Pull on Tool Catch with force to test application.

3



Slide GRIPP Shrink over Tool Catch and V-GRIPP Tape. Then apply heat gun over V-GRIPP Tape, covering all areas until fitted securely to hammer.

4



Your hammer is ready to apply to a GRIPPS® tether. Always consider the max load of your tool holster, in conjunction to weight of the hammer.

SPECIFICATIONS

SKU	MAX LOAD	QTY	KIT CONTENTS
H07000	2.5KG 5.5LBS	0.1	GRIPP SHRINK 51MM X 76MM
		0.2	V-GRIPP TAPE
		1	TOOL CATCH 25MM X 90MM