

GRIPPS®

H03001 GRIPP SHRINK - 25MM X 50MM (25 PACK)

After using GRIPPS® V-Gripp Tape and a GRIPPS® Tool Catch to create a connection point, apply GRIPPS® Gripp Shrink for an even stronger connection for your tool attachment point.

Gripp Shrink quickly shrinks and protects when exposed to heat and is highly resistant to abrasive and harsh environments.

Other sizes available:

| SKU | QUANTITY | SIZE |
|--------|----------|--------------------------|
| H03000 | 25 | 20MM X 50MM 0.79" X 2" |
| H03002 | 25 | 40MM X 50MM 1.6" X 2" |
| H03005 | 10 | 50MM X 100MM 2" X 3.9" |




THE LEADER IN FALLING OBJECT PREVENTION

GRIPPS.COM

KEY FEATURES

Provides additional protection for V-Gripp Tape.

Quickly shrinks and protects when exposed to heat.



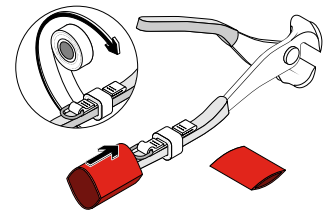
Resistant to abrasives and harsh environments.

SPECIFICATIONS

| SKU | QUANTITY | WIDTH | LENGTH |
|--------|----------|-----------|-----------|
| H03001 | 25 | 25MM 1" | 50MM 2" |

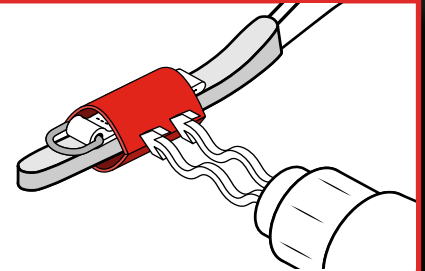
HOW TO USE

1



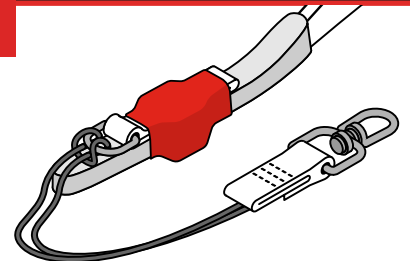
Slide Gripp Shrink over a Tool Catch and V-Gripp Tape, ensuring that the D-ring is left exposed and accessible.

2



Apply a heat gun to the Gripp Shrink, using the heat gun evenly while rotating the tool continually whilst applying heat. Allow to cool.

3



The D-ring of your Tool Catch is now ready to connect with a suitable tether or wivel catch.