

GRIPPS®

ANSI/ISEA
121-2018
COMPLIANT

H01070 COIL HARD HAT TETHER

Reliable and compact, the Coil Hard Hat Tether is so low-profile you won't even know you're wearing it.


The coil is manufactured from an industrial-grade PU, which delivers exceptional strength and ruggedness, suitable for industrial application.

- Highly secure metal clamp
- Tactical, lightweight design



1.1 LB **0.5** KG

MAX LOAD:




THE LEADERS IN FALLING OBJECT PREVENTION

GRIPPS.COM

KEY FEATURES

Industrial grade
PU coil

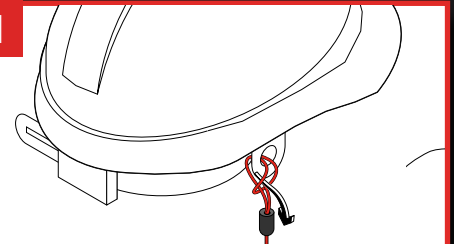


Extremely strong
metal clamp

Lightweight & low
profile design

HOW TO USE

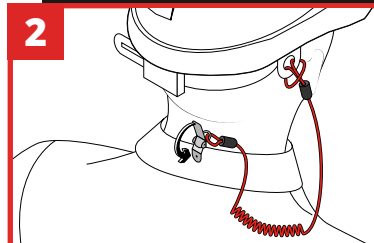
1



To connect to a hard hat, feed the looped end of the hard hat tether through an appropriate connector point on the hard hat.

Then feed the clamp end of the hard hat tether through the loop, and pull tightly to create a secure connection.

2



Push fabric all the way into the jaws of the clamp, ensuring that the clamp 'teeth' are totally covered by fabric.

Close the clamp by pushing the arm all the way down. Apply ~2kg/4.5lbs of force to the tether to ensure a secure connection.

SPECIFICATIONS

SKU	MAX LOAD	MIN LENGTH	MAX LENGTH
H01070	0.5KG 1.1LBS	11CM 4.0"	86CM 34"

@GRIPPSGLOBAL



#ConquerGravity