

GRIPPS®

H01036


TOOL RING - 19MM (10 PACK)

GRIPPS® Tool Rings are designed to be used with GRIPPS® tool tether equipment range and conventional tools that have existing connection points or pre-formed holes. Tool Rings are quick and easy to apply tool connectors.

2.2 LB

1.0 KG

MAX LOAD:



THE LEADER IN FALLING OBJECT PREVENTION

GRIPPS.COM

KEY FEATURES

Quick and easy installation.

Available in three sizes

Fully certified and load rated

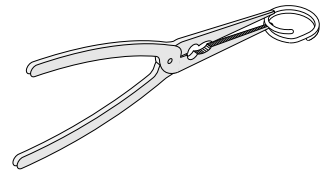


SPECIFICATIONS

| SKU | MAX LOAD | DIAMETER | THICKNESS |
|--------|----------------|--------------|---------------|
| H01036 | 1.0KG 2.2LBS | 19MM 0.75" | 3.6MM 0.14" |

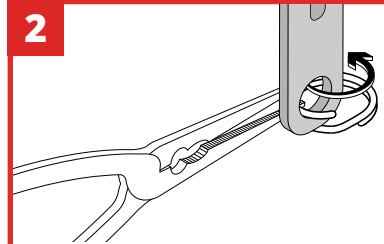
HOW TO USE

1



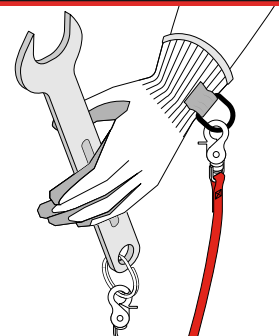
Pry the two halves of Tool Ring open with a set of ring pliers or needle nose pliers.

2



Using the needle nose pliers, thread the pried-open halves of the Tool Ring into the tool aperture. Rotate the Tool Ring until both halves of the Tool Ring are inside the tool aperture and the tool is secured.

3



Once the tool ring is applied to your chosen tool, connect the tool ring to a GRIPPS® tether of choice.

@GRIPPSGLOBAL



#ConquerGravity