

GRIPPS®

H01035-10

E-CATCH (10 PACK)

The GRIPPS® E-Catch features heavy-duty industrial-grade VHB adhesive, allowing it to attach to almost all surfaces, instantly creating a load-rated tool connection point.



Designed with electronic devices in mind, the E-Catch has a flexible, notched design that allows it to adhere to curved surfaces. When attached to mobile phones, cameras, radios and other handheld electronic equipment, the low profile of the E-Catch keeps it from interfering with any functionality.

Designed for use with GRIPPS® Coil Tethers such as SKU H01065 and H01054.



1.1 LB **0.5** KG

MAX LOAD:



THE LEADER IN FALLING OBJECT PREVENTION

GRIPPS.COM


KEY FEATURES

Ready to use immediately after application

Cures completely in 24 hours

Flexible, notched surface adheres to curved surfaces

Heavy-duty industrial grade double stick tape




Low profile

Connects to Electronic Tool Tether

SPECIFICATIONS

| SKU | MAX LOAD | QUANTITY |
|-----------|----------------|----------|
| H01035-10 | 0.5KG 1.1LBS | 10 |

1



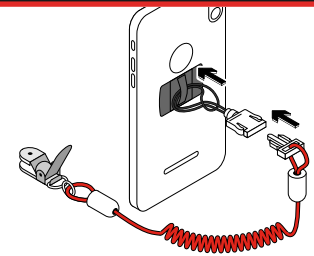
Peel cover from one side of the adhesive pad and attach to the E-Catch. Peel cover from other side and attach to a non-porous location on the device.

2



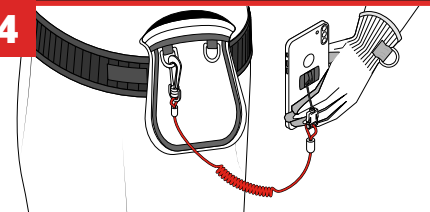
If anchoring to clothing, ensure you clip the tether onto thick fabric such as your collar or pocket lining.

3



Secure E-Tether to E-Catch by first feeding loop through the connector point, then feed the the E-Tether back through the loop to create a choke.

4



Press side-release buttons to hot-swap between different electronic devices. Ensure attachment dock 'clicks' back into place.

@GRIPPSGLOBAL



#ConquerGravity