

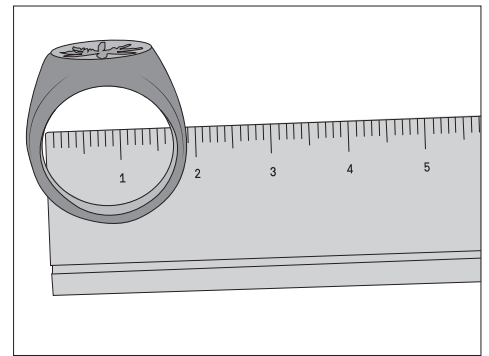
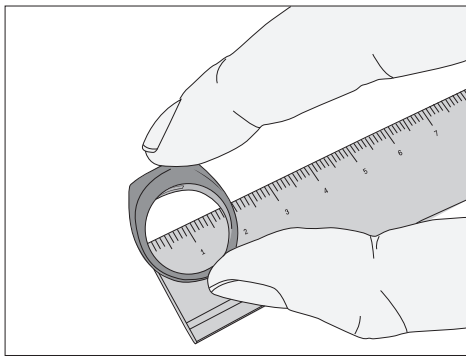
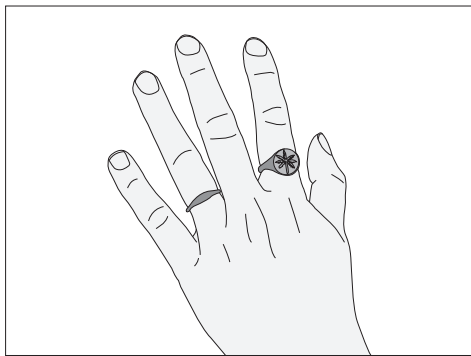
P&C^o

Rings - Finding your perfect fit

Our rings are available in 5 sizes for both men and women. You might already have an idea of your ring size, if you do then please use our size guide to find your closest match. If you're in-between sizes, we would suggest sizing up, rather than down. We will always recommend you buy yourself a ring sizer for future reference. If you do not have access to a ring sizer, then please reference our printable ring sizer below.

Opt 1 - Measure the diameter

If you already have a ring that fits the finger you would like to wear your new ring on, you can easily measure the internal diameter of the ring. You can do this by placing your favourite ring on top of a ruler and taking the measurement from the internal centre left hand side, to the internal centre right hand side. Take a look at the 'diameter' column in the table and find your closest match in 'mm' to your measurement. We would suggest sizing up if you are between sizes.



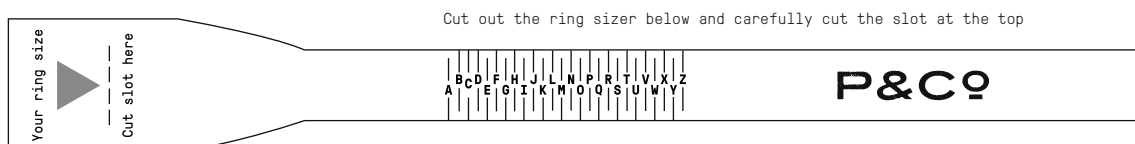
Opt 2 - Print out our ring sizer

If you don't have a ring that fits you already, you can find out your closest ring size by printing out our ring sizer. Please follow the steps below to achieve your perfect fit.

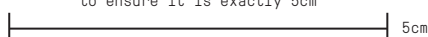
- Print out this document on an A4 piece of paper, it is important that this guide is at 100% scale, otherwise the ring sizer will not be accurate.
- Measure the '5cm' line below on the right, this will ensure your document is to scale.
- Carefully cut out the ring sizer as well as the slot line indicated at the top.
- Once cut out, you can now adjust your ring sizer so that it sits comfortably on your finger.
- Finally, read the letter that has been indicated by the grey arrow, you have now found your ring size. Match this to our set sizes on our product page and you are ready to order!

Important please note:

- It is important that the ring sizer can comfortably slide on and off the finger.
- Avoid pulling your ring sizer too tight, as this may give you an incorrect size.
- Please note we will always recommend you purchase a ring sizer online for accuracy, as this is an alternative, if you do not have access to a professional sizer.



Measure this line once printed
to ensure it is exactly 5cm



5cm