





PORTABLE BAND SAW BLADES

BI-METAL | GENERAL PURPOSE

811 & 1216



The 811 & 1216 bi-metal portable band saw blades with a patented tooth design cut a wide range of materials faster and last longer than conventional portable band saw blades. The variable pitch blades with shock-resistant bi-metal teeth can cut machinable metals, leaving a clean finish with fewer blade changes. The Morse 811 outperforms 10/14 blades when cutting materials 1/4" and thicker. The Morse 1216 outperforms 18 tooth blades when cutting materials 3/16" and thinner.

RELATED PRODUCTS



CARBIDE TIPPED RECIP

Precision ground carbide teeth offer maximum cutting performance in thick metal applications and longer blade life than traditional bi-metal blades.



ADVANCED EDGE POWER® RECIP

These heavy-duty blades are heat and wear resistant and can power through the toughest applications including machinable metal, as well as wood, wood composite, plastic, or rubber.



METAL DEVIL® BLADES

With unique combinations of metallurgy and blade configurations, these circular saw blades offer peak performance when cutting through stainless steel and other tough metals.

FEATURES

Fast - Cut more in less time with up to 2x faster cut speed

Durable - Spend more time cutting and less time changing blades with up to 2x longer blade life

Versatile - Saw a wide range of materials with variable pitch blade

Smooth - Reduced vibration cutting creates less fatigue and a clean finish for welding

APPLICATIONS

- ▼ Electrical conduit
- ▼ Strut
- ▼ Threaded rod
- ▼ Stainless steel
- ▼ Pipe
- ▼ Tubing
- ▼ Solids
- ▼ Structural pipes
- ▼ Machinable metals
- ▼ PVC
- ▼ Cast iron

P. O. BOX 8677
Canton, OH 44711 USA

(800) 733-3377
mkmorse.com

MADE IN U.S.A.





Now available in 30⁹/₁₆" , compatible with the Milwaukee M12 FUEL (2529-20 & 2529-21XC) cordless band saws.

Length x Width x Thickness		TPI	Set	3/Box		25/Box		Bulk 100/Box	
in	mm			Model	Part	Model	Part	Model	Part

811 - Cut Materials 1/4" and Thicker

27 ³ / ₁₆ X 1/2 X .020	691 X 13 X .50	8/11	Modified Raker	ZWEP27811MC	002653	ZWEP27811MCB25	005203	ZWEP27811MCB	005241
28 ¹³ / ₁₆ X 1/2 X .020	732 X 13 X .50	8/11	Modified Raker	ZWEP28811MC	002660	ZWEP28811MCB25	005210	ZWEP28811MCB	005258
30 ⁹ / ₁₆ X 1/2 X .020	776 X 13 X .50	8/11	Modified Raker	ZWEP30811MC	005623	ZWEP30811MCB25	005654	ZWEP30811MCB	005685
32 ⁷ / ₁₆ X 1/2 X .020	835 X 13 X .50	8/11	Modified Raker	ZWEP32811MC	002677	ZWEP32811MCB25	005227	ZWEP32811MCB	005265
35 ³ / ₁₆ X 1/2 X .020	899 X 13 X .50	8/11	Modified Raker	ZWEP35811MC	002684	ZWEP35811MCB25	005234	ZWEP35811MCB	005272
44 ⁷ / ₁₆ X 1/2 X .020	1140 X 13 X .50	8/11	Modified Raker	ZWEP44811MC	002486	ZWEP44811MCB25	002462	ZWEP44811MCB	002455

1216 - Cut Materials 3/16" and Thinner

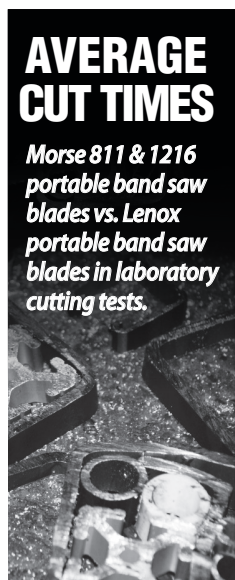
27 ³ / ₁₆ X 1/2 X .020	691 X 13 X .50	12/16	Modified Raker	ZWEP271216MC	002691	ZWEP271216MCB25	005289	ZWEP271216MCB	005326
28 ¹³ / ₁₆ X 1/2 X .020	732 X 13 X .50	12/16	Modified Raker	ZWEP281216MC	002707	ZWEP281216MCB25	005296	ZWEP281216MCB	005333
30 ⁹ / ₁₆ X 1/2 X .020	776 X 13 X .50	12/16	Modified Raker	ZWEP301216MC	005630	ZWEP301216MCB25	005661	ZWEP301216MCB	005692
32 ⁷ / ₁₆ X 1/2 X .020	835 X 13 X .50	12/16	Modified Raker	ZWEP321216MC	002714	ZWEP321216MCB25	005302	ZWEP321216MCB	005340
35 ³ / ₁₆ X 1/2 X .020	899 X 13 X .50	12/16	Modified Raker	ZWEP351216MC	002721	ZWEP351216MCB25	005319	ZWEP351216MCB	005357
44 ⁷ / ₁₆ X 1/2 X .020	1140 X 13 X .50	12/16	Modified Raker	ZWEP441216MC	002738	ZWEP441216MCB25	002745	ZWEP441216MCB	002752

FOR LONGEST BLADE LIFE,
the maximum recommended blade speed is 285 FPM



Scan for
video on
product
details

CUT UP TO 2X FASTER | LAST UP TO 2X LONGER



Based on 50 Cuts *Laboratory Tests			
	304 Stainless Bar 1" x 1/4"	Angle Iron 1-1/4" x 1-1/4" x 3/16"	Black Iron Pipe 1/2"
Morse 811	9.86	13.01	6.45
Wolf-Band	16.19	15.03	8.53
Master-Band	20.17	19.96	10.29

Based on 50 Cuts *Laboratory Tests		
	Uni-Strut 1-1/4" x 1-1/4" x 5/64"	Angle Iron 1-1/4" x 1-1/4" x 3/16"
Morse 1216	6.95	15.78
Wolf-Band	10.15	17.68
Master-Band	13.57	20.75

AVAILABLE SIZES:

- 27-3/16"**
FITS: Milwaukee[®] 2429-21XC, M12 (2429-20)
- 28-13/16"**
FITS: Hilti[®] SB 4-A22, Bosch[®] BSH180
Masterforce[®] Flexpower 2410440
- 30-9/16"**
FITS: Milwaukee[®] M12 Fuel (2529-20 & 2529-21XC)
cordless band saws
- 32-7/8"**
FITS: Stout[®] STX-250, STX-250AC, STX-50
DeWalt[®] DCS370L, B, K
- 35-3/8"**
FITS: Milwaukee[®] M18 (2629-20), 6242-6, 2629-22
- 44-7/8"**
FITS: Standard Models

[®]Milwaukee is a registered trademark of Milwaukee Electric Tool Corp., [®]Hilti is a registered trademark of the Hilti Corporation, [®]Bosch is a registered trademark of Robert Bosch GmbH, [®]Masterforce is a registered trademark of Menard, Inc., [®]Stout Tool is a registered trademark of Meritool LLC, [®]DeWalt, [®]Master-Band, [®]Wolf-Band and [®]Lenox are registered trademarks of Stanley Black & Decker.