


# Sail car

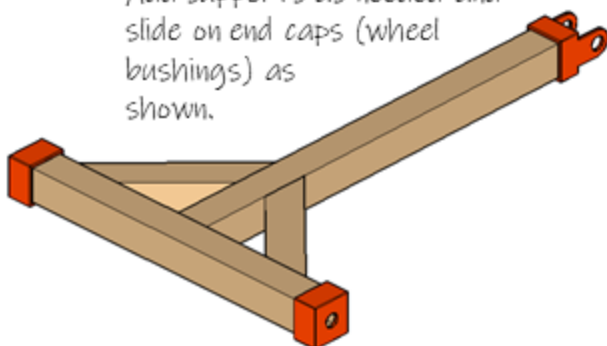
## Step 1

Use Cori beams to create a T-shaped frame for your car.




## Step 2

Add supports as needed and slide on end caps (wheel bushings) as shown.



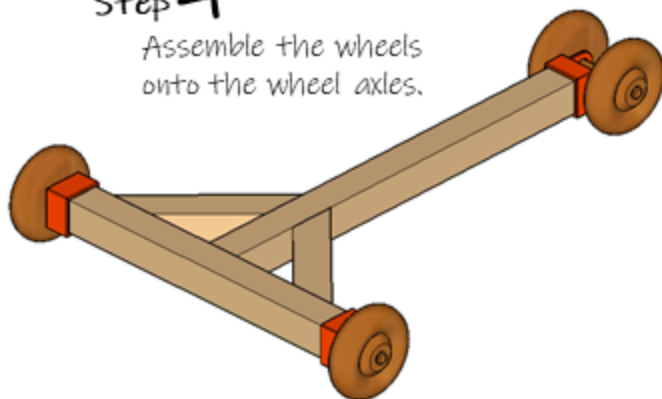
## Step 3

Cut wood dowel (axle) to length and install into wheel bushings.



## Step 4

Assemble the wheels onto the wheel axles.



## Step 6

Add two vertical beams for the masts and attach your choice of sail material.

