

PHILIPS

RESPIRONICS

DreamWear

This mask
changes everything



Like wearing nothing at all^{1,2,3}

Patients can sleep how they want with the freedom and comfort of DreamWear^{1,2,3}

Over the last five years, you have come to know the benefits of the Philips Respironics DreamWear system of masks. It allows patients to easily swap cushions so that they can find a fit that's right for them. Our innovative design directs airflow through the frame so patients can wear glasses, watch TV and sleep comfortably. And, the tubing connection located at the top of the head allows patients to sleep in any position – stomach, side or back.



Users told us that DreamWear came closest to making them feel like they have nothing on their face during therapy and that they experienced more freedom of movement than with their prescribed mask.^{1,2,3}



Give your patients comfort, fit and exceptional seal with DreamWear silicone pillows cushion

The mask patients love just got a lot more comfortable. DreamWear silicone pillows cushion mask was developed using thousands of 3D facial scan data points, allowing it to conform to various nose shapes and sizes. It features a silicone pillows cushion that's softer to the touch than gel pillows while delivering an exceptional seal.



Users say DreamWear silicone pillows mask has a more secure fit and seal than their prescribed mask.⁴

DreamWear silicone pillows mask is lighter and users find the cushion softer than ResMed AirFit P30i.⁵



Note: Switching from a nasal cushion or silicone pillows cushion to a full face cushion requires different headgear and instructions. Consumers must consult their provider before making adjustments.

References: 1. DreamWear Under the Nose Nasal: Data analysis at 30 days of use of 2015 Philips sponsored patient preference trial (n=98). Prescribed masks include ResMed Swift FX, ResMed Mirage FX, Philips Wisp, and ResMed P10. Data analysis at 10 days of use of 2019 Philips sponsored patient preference trial (n=81). Prescribed masks include ResMed AirFit N10, N20, Mirage Fx, Philips Wisp, Pico, ComfortGel Blue, F&P Eson & Eson 2. 2. DreamWear Full Face: Data analysis of Aug 2017 Patient Preference trial where (n=85) and prescribed masks include ResMed AirFit F10 and F20, Resironics Amara View and F&P Simplus. 3. Data analysis from a 30 day patient preference study with (n=127) nasal pillows users, conducted July 2020. Prescribed masks included ResMed AirFit P10, P30i, ResMed Swift Fx, F&P Brevida, Philips DreamWear Gel Pillows, Nuance / Pro. 4. Fit & Seal tested individually. After 30 day of use during Jul/Aug 2020. Pillows preference trial with (n=127). Prescribed masks include ResMed AirFit P10, P30i, Swift Fx, F&P Brevida, Philips DreamWear Gel Pillows, Nuance / Pro. 5. Data from Philips conducted comparable assembly weight test for DreamWear Gel Pillows, DreamWear Silicone Pillows & ResMed AirFit P30i mask. Cushion softness & mask weight tested individually.

DreamWear

Soft silicone frame

Light, flexible material designed for comfort.

Open field of vision


Wear glasses, read and watch TV.


No red marks*

Leaves no marks on the bridge of the nose.

Innovative

Under-the-nose design.





Top-of-head tube connection
Provides freedom of movement throughout the night.

In-frame airflow
Unique design allows airflow through the frame to help patients sleep comfortably.

Headgear with arms
Soft, slip-resistant design provides more stability.



Interchangeable cushions
Easily switch between full face, nasal and our latest silicone pillows cushions

Note: Switching from a nasal cushion or silicone pillows cushion to a full face cushion requires different headgear and instructions. Consumers must consult their provider before making adjustments.
*Mask does not directly contact the bridge of the nose or nostrils.

One mask

fits all three cushion types

Simply switch cushions without changing masks

Choosing the right mask for your patients is one of the most difficult jobs you face. The nonstop trial and error involving the masks, cushions and headgear needed to fit your patients becomes tedious and time-consuming.

On top of that, you must manage patients in their initial acceptance period who struggle for a variety of reasons, including poor fit, leaking, nasal congestion and others.



DreamWear's design allows you to quickly and easily switch between full face, nasal and our latest silicone pillows cushions without changing masks.¹ With fewer mask decisions to make, you can focus on what's really important: your patients.

Benefits

- Can accommodate full face, nasal and silicone pillows cushions
- Allows for easy switching between cushion types¹



3 out of 4 patients find DreamWear silicone pillows mask more comfortable than their prescribed mask.²




References: 1. Switching from a nasal cushion to a full face cushion requires different headgear and instructions. Consumers must consult their provider before making adjustments. 2. Analysis after 30 day of use during Jul/Aug 2020. Pillows preference trial with (n=127). Prescribed masks include ResMed AirFit P10, P30i, Swift Fx, F&P Brevida, Philips DreamWear Gel Pillows, Nuance / Pro. 3. Data analysis after 90 days of use. 2019 Philips sponsored patient preference trial (n=310). Patients scanned using the Mask Selector (n=153) vs traditional fitting methods (n=157) 4. Philips sponsored patient preference trial. (n=310, n=253 completed questionnaire). Patient scanned using the Mask Selector (n=118) vs traditional fitting methods (n=135) 5. Data analysis after 90 days of use. Philips sponsored patient preference trial. (n=310, n=253 completed questionnaire). Patient scanned using the Mask Selector (n=118) vs traditional fitting methods (n=135)

Mask Selector 3D

Introducing the Philips Respironics Mask Selector – the first and only clinically validated mask selection, sizing and fitting solution that helps clinicians fit patients with the right mask from the start.³

Our premium technology using a 3D camera takes, in roughly 20 seconds, 150 pictures of a person's face. Our system gathers 100,000 key data points of facial topography from each picture for a total of 15,000,000 data points per patient.

- ✓ All DreamWear mask types can be fit using Mask Selector 3D – silicone pillows, nasal and full face
- ✓ Helps reduce refits, supports operational efficiency and helps to eliminate trial and error³
- ✓ Patients are more likely to continue wearing their recommended mask⁴ and are more confident they will continue to use their recommended mask when set up with Mask Selector⁵



DreamWear **patient fitting guide**

Follow the instructions to get started fitting your full face, nasal or silicone pillows mask

Full face

Using the full face sizing gauge, hold horizontally under the nose and select the cushion size based on where the outer edge of your nostrils and tip of your nose contact the gauge.

Note: Four cushion sizes (small, medium, large, medium-wide) are available. Please refer to your instructions for use for further fitting information.



1

The cushion opening will be directly under the nostrils. The cushion will hug the nose and mouth, and leak will be minimal.

Note: At no time should the nose be inside of the cushion opening. If any part of the cushion overlaps the nose, the cushion is being worn incorrectly. A different size cushion may be needed.



2

With the mask assembled, place the cushion under the nose.



3

Position the frame on the top of the head. Pull the headgear over the back of the head.



4

Attach the magnetic headgear clips to the mask cushion.



5

To adjust the mask, peel the headgear tabs away from the fabric. Adjust the length of the top straps. Press the tabs back against the fabric to reattach. Repeat this step with the bottom straps.

Note: Do not overtighten the headgear.



6

Position the mask until it fits comfortably. When finished, the elbow should rest at the top of the head.

Note: Please read the instructions for use for further fitting information.

Nasal

Using the nasal cushion sizing gauge (included with the mask), hold it horizontally under the nose. Select the cushion size based on where the outer edge of the nostrils and tip of the nose contact the gauge.

Note: Four cushion sizes (small, medium, large, medium-wide) are available. Please refer to your instructions for use for further fitting information.

Silicone pillows

Using the silicone pillows sizing gauge, place the pillows cushion tips into the nostrils. Choose the cushion size that allows the silicone bases to sit comfortably under the nose without any gaps.

Note: Four cushion sizes (small, medium, large, medium-wide) are available. Please refer to your instructions for use for further fitting information.

1



The cushion opening will be directly under the nostrils. The cushion will hug the nose and leak will be minimal.

Note: At no time should the nose be inside the cushion opening. If any part of the cushion overlaps the nose, the cushion is being worn incorrectly.



2



With the mask assembled, place the cushion under the nose.



3



Position the frame on the top of the head. Pull the headgear over the back of the head.



4



To adjust the mask, peel the headgear tabs away from the fabric. Adjust the straps length. Press the tabs back against the fabric to reattach.

Note: Do not overtighten the headgear.



5



Position the mask until it fits comfortably. When finished, the elbow should rest at the top of the head.

Note: Please read the instructions for use for further fitting information.




Making it simple to find the right fit

Achieving the right fit with DreamWear is easy

Medium frame sizing

The medium mask frame will comfortably fit most faces. If the medium frame does not fit a patient's face, a small or large mask frame might better suit your patient's needs.



Medium correct frame




Proper fit

Large frame sizing



Mask too small

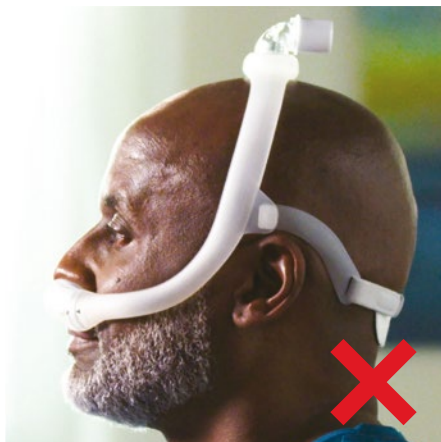


Large correct frame




Proper fit

Small frame sizing



Mask too large



Small correct frame



Proper fit

Ordering information

DreamWear standard and fitpak configurations	Nasal part number	Silicone pillows part number	Full face part number
DreamWear with headgear, sm and med frames, small cushion	N/A	N/A	1133375
DreamWear with headgear, sm and med frames, medium cushion	N/A	N/A	1133376
DreamWear with headgear, sm and med frames, large cushion	N/A	N/A	1133377
DreamWear with headgear, sm and med frames, med-wide cushion	N/A	N/A	1133378
DreamWear with headgear, med frame, all cushion sizes	1116700	1146468	1133400
DreamWear without headgear, med frame, all cushion sizes	1116701	N/A	N/A
DreamWear with headgear arms, sm and med frames, sm and med cushions	1142376	1146470	N/A
DreamWear mask without headgear, small frame	Nasal part number	Silicone pillows part number	Full face part number
Small cushion	1116710	1146453	1133410
Medium cushion	1116711	1146454	1133411
Large cushion	1116712	1146455	1133412
Medium-wide cushion*	1116713	1146456	1133413
DreamWear mask without headgear, medium frame	Nasal part number	Silicone pillows part number	Full face part number
Small cushion	1116705	1146457	1133405
Medium cushion	1116706	1146458	1133406
Large cushion	1116707	1146459	1133407
Medium-wide cushion	1116708	1146460	1133408
DreamWear mask without headgear, large frame	Nasal part number	Silicone pillows part number	Full face part number
Small cushion	1116715	1146461	1133415
Medium cushion	1116716	1146462	1133416
Large cushion	1116717	1146463	1133417
Medium-wide cushion	1116718	1146464	1133418
DreamWear mask with headgear, small frame	Nasal part number	Silicone pillows part number	Full face part number
Small cushion	1116685	1146410	1133385
Medium cushion	1116686	1146411	1133386
Large cushion	1116687	1146412	1133387
Medium-wide cushion	1116688	1146413	1133388
DreamWear mask with headgear, medium frame	Nasal part number	Silicone pillows part number	Full face part number
Small cushion	1116680	1146414	1133380
Medium cushion	1116681	1146415	1133381
Large cushion	1116682	1146416	1133382
Medium-wide cushion	1116683	1146417	1133383
DreamWear mask with headgear, large frame	Nasal part number	Silicone pillows part number	Full face part number
Small cushion	1116690	1146448	1133390
Medium cushion	1116691	1146449	1133391
Large cushion	1116692	1146450	1133392
Medium-wide cushion	1116693	1146451	1133393
Replacement parts	Nasal part number	Silicone pillows part number	Full face part number
Small cushion	1116740	1146472	1133430
Medium cushion	1116741	1146473	1133431
Large cushion	1116742	1146474	1133432
Medium-wide cushion	1116743	1146475	1133433
Small frame	1116745	1116745	1116745
Medium frame	1116746	1116746	1116746
Large frame	1116747	1116747	1116747
Headgear	1116750	1116750	1133450
DreamWear headgear with arms	1116751	1116751	NA
Headgear magnetic clips	N/A	N/A	1133454
Fabric wraps	1116754	1116754	1116754
Sizing gauge	1116752	1116752	1116752



© 2021 Koninklijke Philips N.V. All rights reserved.
Specifications are subject to change without notice.

www.philips.com/respironics

Caution: U.S. federal law restricts these devices to
sale by or on the order of a physician.

RRDPGH JM 2/8/21 PN 1148929 MCI 4110307 v01
1010 Murry Ridge Lane, Murrysville, PA 15668
800 345 6443 • 724 387 4000